

RESOURCE PLANNING AND REGULATION COMMITTEE
FOR THE MEETING OF 21 JULY 2009

Report for Agenda Item No 8

Prepared by - David Armstrong
Building & Environmental Services Manager

Dog Control Annual Report - 2008/2009

Purpose of Report

The purpose of this report is to acquaint Council of dog control activities during the period 1 July 2008 to 30 June 2009.

Background

Section 10A of the Dog Control Act 1996 requires that Council provide specific data to the Secretary for Local Government by way of an annual report each financial year. This report is provided to satisfy that requirement.

Options

It is a statutory requirement of Council to provide an annual report each financial year which must be publicly notified and forwarded to the Secretary for Local Government.

Identification of Relevant Legislation, Council Policy and Plans

- Dog Control Act 1996
- Timaru District Council Bylaw, Chapter 12 - Control of Dogs
- Timaru District Council Policy Document - Dog Control

Assessment of Significance

This issue is not considered significant in relation to the overall Council activities.

Consultation

No consultation is proposed in respect of this report.

Dog Control Statistics

The following dog control data relates to the 12 month period ending 30 June 2009.

1 Number of registered dogs

	2006/07	2007/08	2008/09
Timaru	3194	2780	2952
Geraldine	1112	1548	1595
Pleasant Point	181	195	210
Temuka	2012	1335	720
Pareora	99	345	1531
Rural areas	2447	859	1754
Non-designated	47	0	0
Total	8336	7062	8042

*Note: Historical geographical areas have been ill defined and particularly in the Pareora and Temuka areas, this has resulted in dubious data. The total of registered dogs within the district is however considered accurate.

2 Number of probationary owners

	2006/07	2007/08	2008/09	Trend
Total	2	2	1	→

3 Number of disqualified owners

	2006/07	2007/08	2008/09	Trend
Total	1	1	1	→

4 Number of dogs classified as dangerous

	2006/07	2007/08	2008/09	Trend
Total	2	4	3	→

5 Number of dogs classified as menacing

	2006/07	2007/08	2008/09	Trend
Total	34	35	46	↑

6 Number of dog related service requests received

		2006/07	2007/08	2008/09	Trend
Person wanting to adopt a dog	Full Year	18	33	17	↓
Barking dog	Full Year	235	249	242	→
Dog biting an animal	Full Year	53	34	35	→
Dog attacking a person/vehicle	Full Year	26	22	32	→
Dog fouling a public place	Full Year	12	13	12	→
Dog found by a person	Full Year	378	448	418	↓
Dog lost by owner	Full Year	342	386	397	→
Miscellaneous - Dog	Full Year	134	154	339 ⁽¹⁾	↑
Unregistered dog	Full Year	11	44	31	↓
Dog in prohibited area	Full Year	1	5	5	→
Dog rushing person in a public place	Full Year	69	96	88	→
Dog wandering	Full Year	333	243	352	→
Total	Full Year	1620	2059	2128	↑

(¹) Increase due to community micro chipping being included in this category

7 Number of dogs impounded

		2006/07	2007/08	2008/09	Trend
Collected by owner	Full Year	243	273	275	→
Destroyed	Full Year	56	170	97	↓
Adopted from pound	Full Year	28	30	8	↓
Total	Full Year	329	475	372	↓

8 Number of infringement notices issued

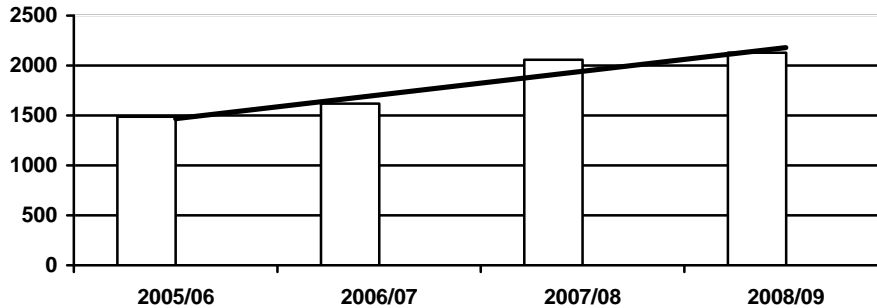
		2006/07	2007/08	2008/09	Trend
Unregistered	Full Year	30	123	317	↑
No control	Full Year	37	34	73	↑
Dog in Prohibited Area	Full Year	1	30	11	↓
Obstruction	Full Year	0	0	8	↑
Failure to advise of change of address	Full Year	1	4	2	↓
Total	Full Year	69	169	544	↑

9 Number of prosecutions undertaken

	2006/07	2007/08	2008/09	Trend
Total	0	2	5	↑

Discussion

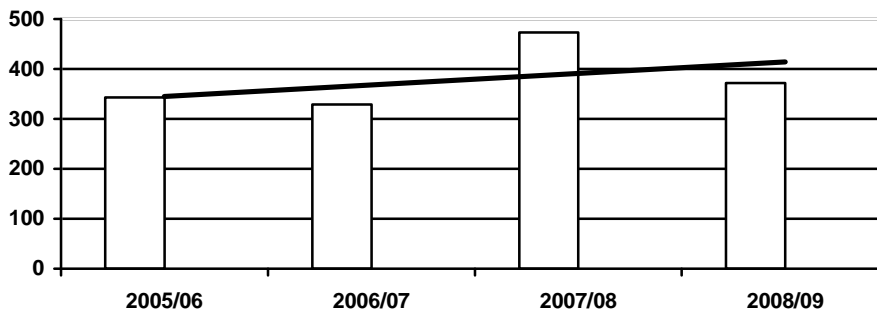
Total Number of Service Requests received



	2005/2006	2006/2007	2007/2008	2008/2009
Service Request	1486	1620 ↑ (9%)	2059 ↑ (27%)	2128↑

This increase can be explained by a greater level of awareness within the community of the obligations placed upon dog owners by the Dog Control Act 1996 and Chapter 12 of the Timaru District Bylaw 2004 (Dog Control). The increase also means that there continues to be a greater demand for Dog Control services in the Timaru District.

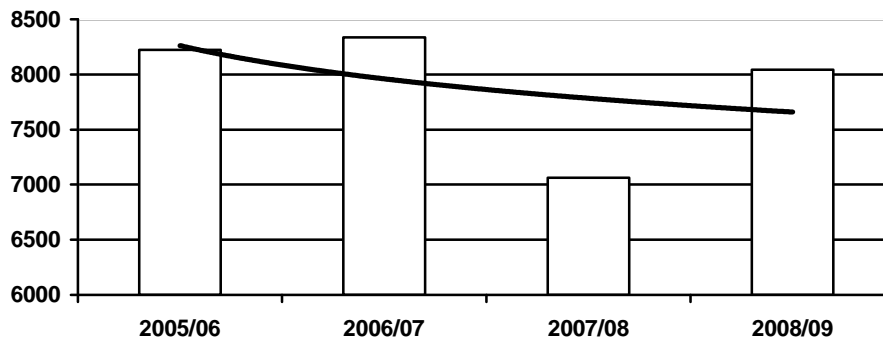
Total Number of Dogs Impounded



	2005/2006	2006/2007	2007/2008	2008/2009
Impounding	343	329 ↓ (4%)	473 ↑ (44%)	372↓

This decrease can be explained by the ongoing focus of education and compliance with registration and the increasing Selected Owner classifications. This includes additional site inspections and fencing enforcement.

Total Number of Dogs Registered



	2005/2006	2006/2007	2007/2008	2008/2009
Registered	8224	8336 ↑ (1%)	7062 ↓ (15%)	8042 ↑

This increase can be explained by the non-registered project that has been undertaken over the last six months; this focus has also included the previous registration years. The council's electronic records have been updated to reflect the transferred and deceased dogs.

Selected Owners

The council promotes the responsible owners classification, this involves a property inspection, questionnaire, focus on welfare, appropriate fencing, exercise areas and a limited maximum number of dogs.

The registration fees, discounts the qualified SOP owner. The 2008/09 year has seen an increased number of qualified owners. 11% of all dog owners are approved SOP owners. Any enforcement action undertaken results in a stand down period from the SOP program.

Education

Currently the team are focusing on education of both the dog owners and the wider community. This is undertaken by school talks, community presentations and individual coaching. The ACOs are handing out complimentary biscuits and doggie bags to owners demonstrating responsible behaviours.

K9 Newsletter

The K9 Newsletter again went out to all dog owners detailing fees, exercise areas and obligations. The additional information included this year has resulted in a number of positive feedback comments.

Recommendation

That this Dog Control report be received, and adopted and that, as required by the Act the report be publicly notified and forwarded to the secretary for Local Government.

