



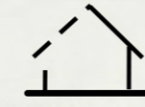
View from the back



Timaru historical shipwreck image from the early settlement



Native plants as part of the privacy barrier, align with the green weave policy from the Timaru District Council.



Translucent material in half of the sheltered area, incorporate natural light into the design.



Keep the majority of the seating space and fountain untouched. Saving budget while seamlessly merging the design into the existing surroundings.



Entrance view from the car park



Local bluestone paving with traditional Pātiki(flounder) pattern design.



View from public seating


Open up the corner for more visual connection and potential public activities



View from Strathallan st



Urban furniture with shipwreck timber




Large format reused wharf timbers as fixed street furniture for seating and playing

potential flooring design from local artist

Existing lawn

new steps for seating and to access communal lawn



Shaded seating area



Traditional tukutuku patterns on privacy panels to separate toilet amenities and seating area



Provide shaded seating space for gathering



Several opportunities to display printed decals of local history on walls



The shape of the roof structure inspired by ship sails and rigging



View from the main entrance