




**KEY**

-  **PEACH:**  
Buildings that would be exposed to greater than 70 dB LAFmax at hospital site that are exposed to less than 70 dB LAFmax at botanic garden site (adverse effect)
-  **PURPLE:**  
Buildings exposed to greater than 70 dB LAFmax under both landing pad scenarios
-  **BLUE:**  
Buildings exposed to greater than 70 dB LAFmax under botanic garden landing site, but lower than 70 dB LAFmax for hospital site (positive effect)

