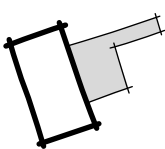




KEY




INDICATIVE DWELLING / DRIVEWAY
(350 M2 MAX)




BUILDING PLATFORM
(800M2 / 40M X 40M)




PLANTING WITHIN PRIVATE LOT



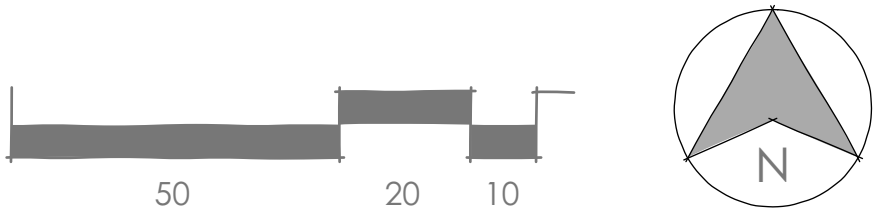
EXISTING CONTOURS



STREET / RESERVE PLANTING



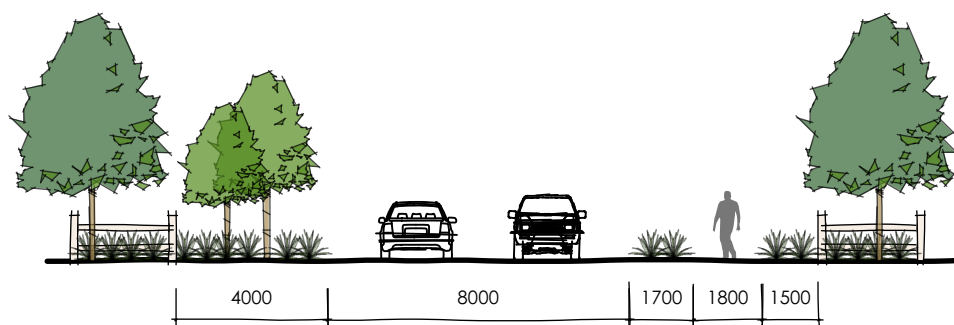
1M HIGH PLANTED BUND
(IMMEDIATE PLANTINGS)



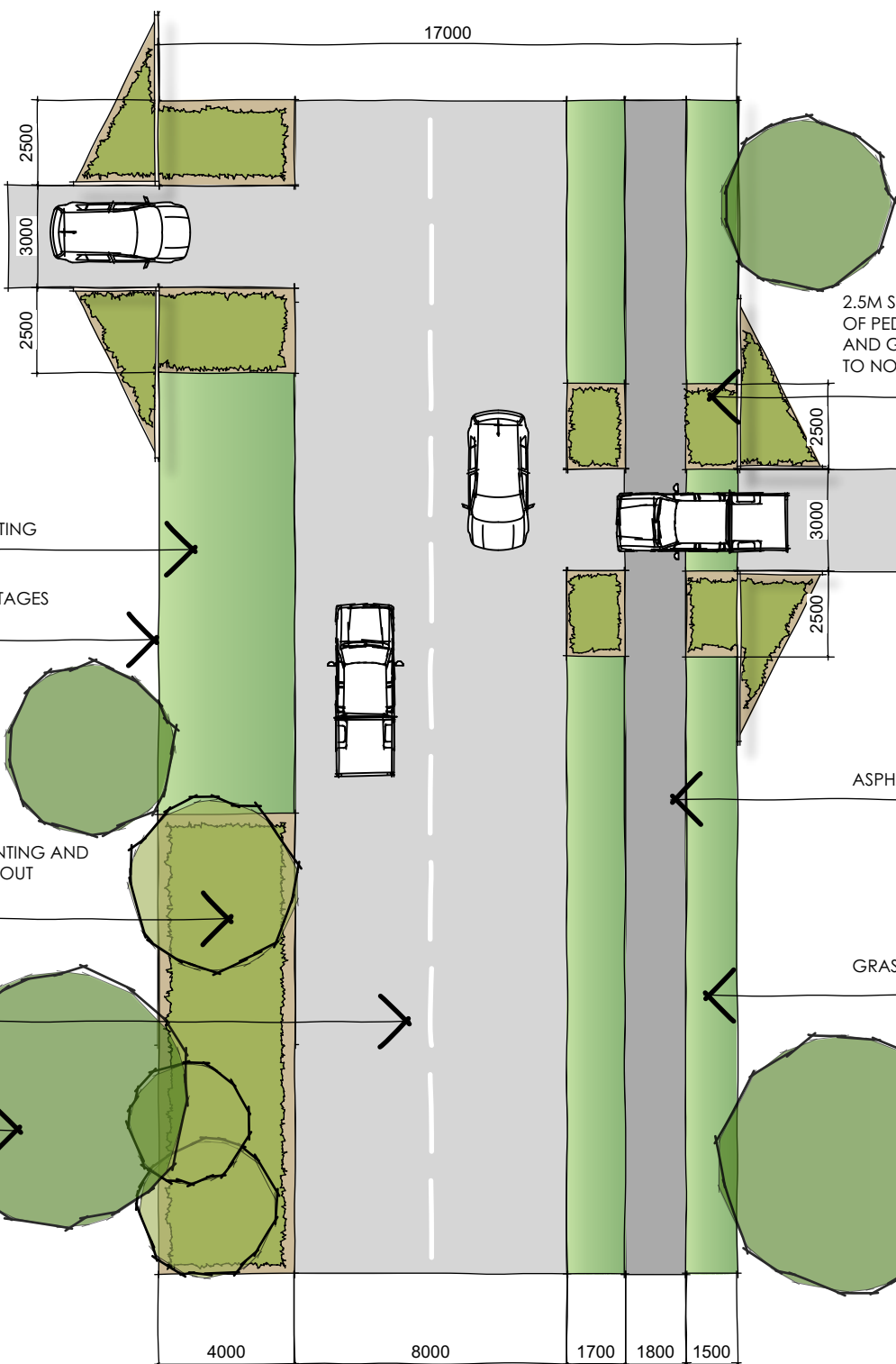
CONCEPT MASTER PLAN

Whakarua Place





PRIVATE DRIVEWAY WITH POST & RAIL ENTRY FENCE EITHER SIDE OF DRIVE 5M LONG RETURNING 2M UP DRIVE. PLANTING WITHIN POST AND RAIL FENCE WITH LARGER SHRUB SPECIES TBC



2.5M SECTION OF PLANTING EITHER SIDE OF PEDESTRIAN ENTRY WITH LOW LEVEL GRASSES AND GROUNDCOVERS NO HIGHER THAN 600MM AS TO NOT OBSTRUCT VISIBILITY SIGHTLINES

GRASSED BERM BETWEEN SECTIONS OF PLANTING

POST & RAIL FENCE ALONG THE ROAD FRONTAGES OF ALL LOTS

SECTION OF PLANTING WITH LOW LEVEL PLANTING AND TREES. TO BE PLANTED IN A NATURALISED LAYOUT (SUBJECT TO DETAILED PLANTING PLAN).

CHIP SEALED 8M WIDE ROAD

2 X LARGE TREES TO BE PLANTED WITHIN THE PRIVATE LOT ALONG THE ROAD CORRIDOR BOUNDARY

ASPHALT FOOTPATH

GRASSED BERM

TYPICAL ROAD CORRIDOR PLAN
SCALE: NTS



ENTRY SIGN ELEVATION
SCALE : NTS

ENTRY SIGNS TO BE LOCATED AT BOTH HUFFEY STREET & GRESHAM STREET INTERSECTIONS. SIGN MATERIALS TO CONSIST OF CORTEN STEEL AND TIMBER WITH SUPPORTING LIGHTING AND PLANTING. NOTE: DESIGN SUBJECT TO FURTHER DEVELOPMENT.

INDICATIVE TYPICAL DETAILS

Whakarua Place



TREES & LARGE SHRUBS



PLAGIANTHUS REGIUS



PSEUDOPANAX ARBOREUS



SOPHORA MICROPHYLLA



CARPODETUS SERRATUS



PODOCARPUS TOTARA



PSEUDOPANAX CRASSIFOLIUS



MYRSINE AUSTRALIS



KUNZEA ERICOIDES



PITTOSPORUM EUGENIOIDES
PITTOSPORUM TENUIFOLIUM



HOHERIA ANGUSTIFOLIA

SMALL SHRUBS & GROUNDCOVERS



MUEHLENBECKIA ASTONII



PHORMIUM TENAX



GRISELINIA LITTORALIS



LOPHOMYRTUS OBCORDATA



COPROSMA CRASSIFOLIA



CAREX TESTACEA



LIBERTIA IXIODES



CHIONOCHLOA RUBRA



POA CITA



ASTELIA FRAGRANS

PLANT SPECIES NATURALLY OCCUR IN TALBOT FOREST SCENIC RESERVE.
IT IS RECOMMENDED THAT THE CLIENT USES THE PLANTS ON THIS LIST WHEN
CARRYING OUT PLANTING OF THE SITE

PLANTING IS SUBJECT TO DETAILED PLANTING PLANS

PLANTING LIST

Whakarua Place