COUNCIL MEETING

Commencing at 3pm

on

Tuesday 22 May 2018

Council Chambers
District Council Building
King George Place
Timaru

Timaru District Council

Notice is hereby given that a meeting of the Timaru District Council will be held in the Council Chamber, District Council Building, King George Place, Timaru on Tuesday 22 May 2018, at 3pm.

Council Members

Mayor Damon Odey, Clrs Nigel Bowen, Peter Burt, Dave Jack, Andrea Leslie, Richard Lyon, Paddy O'Reilly, Sally Parker, Kerry Stevens, and Steve Wills

Local Authorities (Members' Interests) Act 1968

Councillors are reminded that if you have a pecuniary interest in any item on the agenda, then you must declare this interest and refrain from discussing or voting on this item, and are advised to withdraw from the meeting table.

Bede Carran
Chief Executive

Table of Contents

1		Opening Prayer – Alistair McNaughton, St Andrews Presbyterian Parish
2		Apologies - Clrs Leslie, Parker and Stevens
3		Public Forum
4		Identification of Urgent Business
5		Identification of Matters of a Minor Nature
6		Declaration of Conflicts of Interest
7	1	Confirmation of Minutes – Council Meeting – 27 March 2018
8	4	Confirmation of Minutes – Long Term Plan Hearing 30 April to 2 May 2018
9	13	Schedule of Functions Attended by the Mayor and Deputy Mayor and Councillors
10	16	Schedule of Functions Attended by the Chief Executive
11	18	Orari-Temuka-Opihi-Pareora Water Zone Committee Annual Report
12	23	2017/18 Annual Plan Progress Report for the Nine Months Ended 31 March 2018
13	123	Growth Management Strategy
14	126	Eco Centre Funding
15	132	Local Government (Community Well-being) Amendment Bill - Timaru District Council Submission
16		Consideration of Urgent Business Items
17		Consideration of Minor Nature Matters
18		Public Forum Items Requiring Consideration
19	134	Exclusion of the Public
20	135	Directorship Timaru District Holdings Ltd
21	137	Directorships Aoraki Development and Promotions Ltd
22	148	Readmittance of the Public

Timaru District Council

for the Meeting of 22 May 2018

Report for Agenda Item No 7

Prepared by Bede Carran
Chief Executive

Confirmation of Minutes – Council Meeting 27 March 2018

_____

Minutes of the 27 March 2018 Council meeting.

Recommendation

That the minutes of the Council meeting held on 27 March 2018 be confirmed as a true and correct record.

Timaru District Council

Minutes of a Meeting of the Timaru District Council Held in the Council Chamber, District Council Building, King George Place, Timaru on Tuesday 27 March 2018 at 3pm

Present	Mayor Damon Odey (Chairperson), Clrs Peter Burt, Nigel Bowen, Dave Jack, Andrea Leslie, Richard Lyon, Paddy O'Reilly, Sally Parker, Kerry Stevens and Steve Wills
Apologies	Karalyn Reid – Pleasant Point Community Board Wayne O'Donnell – Geraldine Community Board Charles Scarsbrook – Temuka Community Board
In Attendance	Chief Executive (Bede Carran), Group Manager Infrastructure (Ashley Harper), Group Manager Corporate Services (Tina Rogers), Group Manager Environmental Services (Tracy Tierney), Group Manager Community Services (Sharon Taylor), People and Capability Manager (Symon Leggett) and Council Secretary (Joanne Brownie)
Opening Prayer	Jacob Howan of the Salvation Army offered a prayer for the work of the Council.
Karakia	The Mayor opened the meeting with a karakia

1 Declaration of Conflicts of Interest

There were no conflicts of interest declared.

2 Confirmation of Minutes Council Meeting 27 February 2018

Proposed Clr Leslie
Seconded Clr Wills

"That the minutes of the Council meeting held on 27 February 2018, be confirmed as a true and correct record."

Motion carried

3 Schedule of Functions Attended by the Mayor, Deputy Mayor and Councillors

Proposed Clr Jack
Seconded Clr Stevens

"That the schedule of duties and functions attended by the Mayor, Deputy Mayor and Councillors be received and noted."

Motion carried

4 Schedule of Functions Attended by the Chief Executive

Proposed Clr Stevens
Seconded Clr Leslie

"That the schedule of duties and functions attended by the Chief Executive be received and noted."

Motion carried

5 Delegations Manual

The Council considered a report by the Group Manager Corporate Services presenting the updated Delegations Manual for adoption.

Proposed Clr Stevens
Seconded Clr Lyon

"That the Delegations Manual be adopted."

Motion carried

6 Aoraki Development Draft 2018/19 Statement of Intent and Budget

The Council considered the draft Aoraki Development 2018/19 Statement of Intent and Budget.

Proposed Clr Burt
Seconded Clr Parker

"That the Aoraki Development draft 2018/19 Statement of Intent and Budget be approved."

Motion carried

The meeting concluded at 3.16pm.

_____

Chairperson

Timaru District Council

for the Meeting of 22 May 2018

Report for Agenda Item No 8

Prepared by Bede Carran
Chief Executive

Confirmation of Minutes – Long Term Plan Hearing 30 April to 2 May 2018

_____

Minutes of the Long Term Plan Hearing held on 30 April – 2 May 2018 follow. Separately circulated is Appendix 1, which forms part of the minutes.

Recommendation

That the minutes of the Council Long Term Plan Hearing held on 30 April to 2 May 2018 be confirmed as a true and correct record.

Timaru District Council

Minutes of the Long Term Plan Meeting of the Timaru District Council Held in the Council Chamber, District Council Building, King George Place, Timaru on Monday 30 April 2018 at 8.30am and Continuing on Tuesday 1 May and Wednesday 2 May 2018

Present	Mayor Damon Odey (Chairperson), Clrs Peter Burt, Nigel Bowen, Dave Jack, Andrea Leslie, Richard Lyon (from 9.30am on day 2), Paddy O'Reilly, Sally Parker, Kerry Stevens and Steve Wills
Apology	Clr Lyon for lateness on day 2
In Attendance	Chief Executive (Bede Carran), Group Manager Infrastructure (Ashley Harper), Group Manager Corporate Services (Tina Rogers), Group Manager Community Services (Sharon Taylor), Group Manager Environmental Services (Tracy Tierney), People and Capability Manager (Symon Leggett), Corporate Planning Manager (Mark Low), Corporate Planner (Ann Fitzgerald), Drainage and Water Manager (Grant Hall)(for Water and Stormwater items), Council Secretary (Joanne Brownie)
Opening Prayer	Lucy Flatt of St Johns Anglican parish offered a prayer for the work of the Council.

Karakia The Mayor gave a karakia to commence the meeting.

1 Long Term Plan 2018-28 Submissions Summary and Hearing

The Council considered a report by the Corporate Planning Manager and Corporate Planner presenting an overview of the submissions to the Long Term Plan 2018-28, including analysis by topic and officer comments on the topics raised; as well as outlining relevant information for the hearing.

Verbal Submissions

Council heard all those submitters who wished to speak to their submission as follows:

Day 1

John Rolleston, Clr Peter Scott and Justin McLachlan (Environment Canterbury), Pauline Robertson, Lawrence Rawstorn, Greg Murphy, Ross Rathgen, Andrew Fraser and,Bruce Murphy (Hunter Downs Water Ltd) with Kerry Johnson (Irricon), Andrew Mockford (Opuha Water Ltd), Tom Henderson, Alister Thornley and Myles Carter (Friends of the Botanic Gardens), Peter McAuley, Richard Maryatt, Alex MacDonald

(Aoraki Environmental Consultancy Limited), Liz Shea (SC Branch of the NZ Society of Genealogists), Peter Weir, Phil Laurie, Rose Knoppel and Tony Howey (Aoraki Multicultural Council Inc), Terry Kennedy, Christopher Templeton, Stu Jackson, Malvin and Richard Howey (Audio Dynamite Ltd), Sarah Edwards and Tristin King (Vibrant Lighting), Lloyd Hook, Suzanne Harrex, Nigel Gilkison (Timaru CBD Group), David Sankey and Roselyn Fauth (Friends of Aigantighe), Brian Gallagher and Rhys Taylor (Sustainable South Canterbury Trust), Anne Newmarch (Roncalli College), Alan Brehaut, John Doran, Dick Dodds, David Diamond.

Suspension of Standing Orders – Time Limit of Meeting

Proposed the Mayor
Seconded Clr Burt

"That Council suspends standing order 3.3.7 to allow the meeting to continue beyond six hours for 30 April and 1 May."

Motion Carried

Day 1 *(continued)*

Stuart Croft, Lindsay Coulter, Kimberley Collins (Forest and Bird SC Branch), Shaun Campbell (Sport Canterbury SC), Lee Burdon, Allen Mills and Aaron McCullough (Bike Geraldine), Aaron McCullough and Janene Adams (Geraldine Combined Sports Assn), Don Binney, Warren Iggo (video recording)

Adjournment and Resumption of Meeting

The meeting adjourned on 30 May at 7.30pm and reconvened on Tuesday 1 May at 9am, with an apology for lateness from Clr Richard Lyon. Clr Lyon joined the meeting at 9.30am.

Day 2

Council continued hearing submitters speaking to their written submissions -

Graham Welford, Lionel Wilson, Alan Young, Jimmy Wallace (SC Historical Society), Craig Smith, Susan Turnbull (Shareholder of DC Turnbull & Co.), Wendy Smith and John Cannell (SC Chamber of Commerce), Chris and Ella Thomas (SC Drama League), Rhys Taylor, Paola Starace, Nigel Davenport (Aoraki Development), Geoffrey Smith, Peter Skidmore, Arthur Averis, Ken Linscott, Allan Booth, Elena Thomson and Carol Murphy (SC District Health Board), Doug Brinsmead, Carol Brinsmead, Lyn Fattorini, Jan Finlayson, Sven Johnston (also spoke on behalf of Sarah Johnston), Dianna O'Donnell, Wayne O'Donnell, Dale Tapper, Margaret Wilson, Angela Gregg, Dave Stanton, Allan and Averil Gough.

Adjournment and Resumption of Meeting

The meeting adjourned on Tuesday 1 May at 7pm and reconvened on Wednesday 2 May at 9am.

Day 3

The final verbal submission - William Rolleston – was heard.

Written Submissions

The Council also considered all the written submissions received.

Conflicts of Interest

- Clr Jack declared an interest in items relating to the genealogical society and did not take part in the discussion on these issues.
- Clr Bowen declared an interest in the Theatre Royal and heritage facility items and did not vote on these issues.

Other Topics

The Council worked through the topics excluding the four main consultation document topics of water resilience, Theatre Royal, heritage facility and stormwater, and the chlorination of the Pleasant Point and Geraldine water supplies - discussing, seeking clarification, and asking questions on the issues raised.

Council reflected on the comments made by the officers, together with the issues raised in the submissions and further verbal supporting comments.

Suspension of Standing Orders – Time Limit of Meeting

Proposed Damon Odey
Seconded Clr Stevens

"That Standing Order 3.3.7 be suspended if necessary to allow the meeting to continue beyond 6 hours on 2 May."

Motion Carried

Decisions Made on Submissions Excluding Major Proposals

A

Proposed Clr Bowen
Seconded Clr Stevens

"That the report from the Corporate Planning Manager and Corporate Planner be received and noted."

Motion Carried

B Proposed the Mayor
Received Clr Wills

"That Council agrees to receive the late submissions."

Motion Carried

C Proposed the Mayor
Received Clr Parker

"That Council receives and notes the feedback from the high schools and the Facebook comments and Council thanks the high schools for their participation."

Motion Carried

D Proposed Clr Burt
Seconded Clr O'Reilly

"That the submissions to the Long Term Plan 2018-28 be received and noted and all submitters be thanked for their input."

Motion Carried

E Proposed Clr Leslie
Seconded Clr Parker

"That in considering this matter Council gives regard to Sections 76, 76AA, 77, 78, 79, 80, 81 and 82 of the Local Government Act 2002. These sections cover all aspects of Council decision-making. In particular, Council has considered the significance, and the views and preferences of persons likely to be affected by, or who have an interest in the matter."

Motion Carried

'The Big 4' Issues and Chlorination of the Geraldine and Pleasant Point Water Supplies

The Council considered the Long Term Plan submissions overview on The Big 4 issues and chlorination of Pleasant Point and Geraldine water supplies -

- water supply resilience,
- Theatre Royal redevelopment,
- proposed new heritage facility, and
- stormwater upgrading
- chlorination of Pleasant Point and Geraldine water supplies.

The submitters' preferences on the options presented in the consultation document were noted.

Water Supply Resilience

The Drainage and Water Manager spoke to the Water Supply Resilience report, emphasising that based on predictions, it will be difficult to meet the demand for water in the future without some further infrastructure investment. Our current infrastructure is not adequate to take the future peak expected of 35ml/day. Council could increase the capacity of the infrastructure to meet future peak demands or introduce water metering to reduce domestic demand and delay the need to increase the take. Council needs to meet the Canterbury Water Management Strategy (CWMS) requirement to show commitment to efficient and effective use of water.

It was noted that the final decision does not need to be made at today's meeting as long as Council achieves an expansion of the ability to take water from the Opihi River and to store more water.

The Council debated the pros and cons of installing water meters, noting the public support for water metering indicated in the LTP submissions. It was suggested that consideration of water metering be deferred while the Opihi and Pareora infrastructure is upgraded, alternative water sources (including deep groundwater) are investigated, water efficiencies are promoted and the community is given the chance to improve its water use practice then the situation can be reassessed at a future time.

Proposed Clr Wills
Seconded Clr Jack

"That Council approves the Pareora pipeline replacement work and the water metering implementation be deferred until the 2023/2024 year of the Long Term Plan 2018-28; in the meantime undertake an investigation on options and costs of other water sources, and complete an analysis of options for a water tariffs regime associated with water metering, along with the ongoing cost of a water metering system over a period of time."

Motion Carried

Stormwater

The Group Manager Infrastructure and the Drainage and Water Manager spoke to the report advising that a further report will be needed with an implementation plan when further information on the subregional plan is known for this area. Council noted the strong support from the submitters for the Council preferred option. The Council noted that the Environment Canterbury submission indicates ECan's willingness to work with Council.

Proposed Clr Lyon
Seconded Clr Parker

"That Council approves option 2 – complete the stormwater work and spread the cost of the stormwater work over a medium 10-15 year period."

Motion Carried

Chlorination of Pleasant Point and Geraldine Water Supplies

The Group Manager Infrastructure spoke to the report confirming his professional recommendation based on extensive research, to chlorinate both the Pleasant Point and Geraldine water supplies in order to minimise the risk to public health.

A lengthy discussion ensued on the issue, noting the level of the public feedback received, especially the opposition from the Geraldine community (97% of the 427 submissions on this topic opposed chlorination). Council also took into account the research that was presented to Council both for and against chlorination, the need to protect public health, all balanced against the strength of the public feeling.

Proposed Clr Bowen
Seconded Clr Lyon

"That both the Pleasant Point and Geraldine town water supplies be chlorinated."

Given the vociferous feedback from the Geraldine community in comparison with the minimal feedback from Pleasant Point on the same issue, the Council agreed to consider separately the chlorination of the water supplies.

Amendment

Proposed Clr Bowen
Seconded Clr Lyon

"That the Pleasant Point water supply be chlorinated."

Motion Carried 8/2

A division was called and the voting was as follows –

For	Clrs Peter Burt, Nigel Bowen, Dave Jack, Richard Lyon, Paddy O'Reilly, Sally Parker, Kerry Stevens and Steve Wills
Against	Clr Leslie and the Mayor

Geraldine Water Supply Chlorination

Proposed Clr Stevens
Seconded Clr Jack

"That Council does not carry out routine chlorination of the Geraldine water supply until such time as it becomes mandatory under the NZ Drinking Water Standards DWS, with the exception of allowing chlorination as required in emergency situations."

Motion Carried 9/1

A division was called and the voting was as follows –

For	Clrs Peter Burt, Dave Jack, Andrea Leslie, Richard Lyon, Paddy O'Reilly, Sally Parker, Kerry Stevens and Steve Wills, and the Mayor
Against	Clr Bowen

Theatre Royal Redevelopment

The Council noted the loss of potential shows to Timaru due to the ageing facility that is no longer fit for purpose, the opportunity to create a multi purpose theatre and the opportunity to give life to the south end of the city. There was broad support for the proposal, from the submitters.

Proposed Clr Wills
Seconded Clr O'Reilly

"That Council approves option 3 - both the Theatre Royal behind the scenes and front of house foyer area be upgraded."

Motion Carried

Clr Bowen abstained from voting on this item due to his conflict of interest in issues relating to business at the south end of town.

Heritage Facility

The Council acknowledged the proposed heritage facility could create an opportunity to develop a cultural hub for the district, with huge potential to provide a legacy community facility and to help rejuvenate the south end of Timaru's CBD. There was broad support for the proposal, from the submitters.

Proposed Clr Jack
Seconded Clr Wills

"That Council approves Option 1 – a new multi-purpose Heritage Facility co-located with the Theatre Royal to be developed."

Motion Carried

Clr Bowen abstained from voting due to his declared interest in this issue

Further Decisions

a Proposed the Mayor
Seconded Clr Leslie

"Council considered and made decisions as detailed above, on the submissions to the Long term Plan 2018-28."

Motion Carried

b Proposed Clr Stevens
Seconded Clr O'Reilly

"That the changes to the Long Term Plan 2018-28 identified in this meeting be incorporated into the final Long Term Plan to be adopted on 26 June 2018."

Motion Carried

c Proposed the Mayor
Seconded Clr Burt

"That Council acknowledges the work of the staff and the input of the community boards in the preparation of the Long Term Plan and thanked all those involved."

Motion Carried

d Proposed Clr Jack
Seconded Clr Wills

"That Council resolves to direct officers to action individual submission items as detailed in Appendix 1."

Motion Carried

The meeting concluded at 4.35pm on 2 May 2018.

_____

Chairperson

Timaru District Council

for the Meeting of 22 May 2018

Report for Agenda Item No 9

Schedule of Functions Attended by the Mayor, Deputy Mayor and Councillors

---

Functions Attended by the Mayor

21 March	Attended meeting on Provincial Economic Development Fund Attended Naval Ceremony and function
22 March	Met with South Canterbury Chamber of Commerce Chief Executive Met with TUIA candidate Met with students at Opihi College for Long Term Plan input Met with Aoraki Development Chairman
23 March	Attended Young Enterprise meeting
26 March	Met with Student Council and Principal at Craighead Diocesan for Long Term Plan input
27 March	Attended visit to Oceania Dairy Chaired Industrial Relations Committee meeting Attended Environment Canterbury meeting Chaired Council meeting
28 March	Met with students at Mountain View High School Met with Canterbury Mayoral Regional Economic Development Strategy project co-ordinator Hosted a farewell function for the Eniwa Exchange Students
29 March	Met with students at Roncalli College for Long Term Plan input Spoke at Highfield Rest Home about Long Term Plan
4 April	Attended Mayoral Welcome for International Students Attended Canterbury Spaces & Places meeting
5 April	Spoke at Waimate High School Leadership Day Chaired Timaru District Holdings Limited meeting
9 April	Attended Local Government Road Safety Summit

10 April	Teleconference with Jacqui Dean Spoke at Timaru Rotary Club Youth meeting
11 April	Met with Air New Zealand Chief Executive
12 April	Teleconference with Canterbury Mayoral Forum representative Attended South Canterbury Drama League show tour
13-15 April	Attended Trustpower National Awards
16 April	Met with Rangitata National MP Andrew Falloon Met with Chairman of Aoraki Development
17 April	Met with Chief Executive of Alpine Energy Attended Audit and Risk Subcommittee meeting Attended Visitor Promotions workshop
19 April	Met with Auckland University representative Spoke at Fairlie Lions Club meeting
23 April	Met with Alpine Energy representatives Attended Sister City Committee meeting
24 April	Teleconference with representatives of the Canterbury Mayoral Forum and Managing Director of Ultimate Broadband
25 April	Attended Timaru Anzac Day Services
26 April	Met with South End business owner Chaired Timaru District Holdings Limited meeting
27 April	Met with Department of Internal Affairs and Ministry of Business, Innovation and Employment representatives
28 April	Judged Geraldine Amazing Race Competition
30 April – 2 May	Chaired Long Term Plan Hearings
8 May	Attended Standing Committee meetings Attended District Plan workshop

In addition to the above appointments I met with 3 members of the public on issues of concern to them.

Functions Attended by the Deputy Mayor

25 March	Opened the National MG Car Club Rally
26 March	Attended Orari Temuka Opihi Pareora water zone meeting
27 March	Attended Industrial Relations Committee meeting Attended Council meeting
9 April	Attended Environment Canterbury Water Shed 2018 Conference
10 April	Attended Dog Control Hearing
16 April	Attended Extraordinary Downlands meeting
	Attended Orari Temuka Opihi Pareora water zone meeting
17 April	Attended Orari Temuka Opihi Pareora water zone meeting in Fairlie
25 April	Attended Anzac Day ceremonies
30 April – 2 May	Attended Long Term Plan Hearings
7 May	Attended Orari Temuka Opihi Pareora water zone meeting
8 May	Attended Standing Committee meetings Attended District Plan workshop

Functions Attended by Councilors on Behalf of the Mayor

Clrs Jack, Parker and Wills visited high schools to promote and inform on the Long Term Plan

Clrs O'Reilly and Stevens attended Anzac Day services on behalf of Council

Recommendation

That the report be received and noted.

Timaru District Council

for the Meeting of 22 May 2018

Report for Agenda Item No 10

Schedule of Functions Attended by the Chief Executive

Functions Attended by the Chief Executive

19 March	Met with Institute of Global Engagement New Zealand representative
22 March	Met with South Canterbury Chamber of Commerce Chief Executive
23 March	Met with Alpine Energy Chief Executive
26 March	Attended Geraldine Community meeting on water chlorination
27 March	Attended visit to Oceania Dairy Attended Industrial Relations Committee meeting Attended Environment Canterbury meeting Attended Council meeting
28 March	Meetings with Canterbury Mayoral Forum Regional Economic Development Strategy project co-ordinator
3 April	Attended Civil Defence Training
4 April	Met with Community House representatives Met with Canterbury Civil Defence Emergency Group Controller
5 April	Attended Timaru District Holdings Limited meeting
6 April	Attended EquiP Board meeting Met with Department of Internal Affairs representative Met with Simpson Grierson representative Met with QEII National Trust Chief Executive
7 April	Attended Environment Canterbury WaterShed2018 conference
12 April	Teleconference with Canterbury Mayoral Forum representative
13 April	Met with a members of the public to discuss a roading issue Met with Canterbury Mayoral Forum representative

16 April	Met with Canterbury Mayoral Forum Regional Economic Development Strategy project co-ordinator
17 April	Attended Audit and Risk Subcommittee Attended Visitor Promotions workshop Attended a Health and Safety visit to Upper Pareora Water Intake
19 April	Attended a Worksafe Asbestos presentation
20 April	Met with Alpine Energy Chief Executive
23 April	Met with Canterbury Mayoral Forum Regional Economic Development Strategy project co-ordinator Met with Alpine Energy representatives
24 April	Met with Volunteering Mid and South Canterbury Co-ordinator Teleconference with Canterbury Mayoral Forum representatives and Ultimate Broadband representative.
26 April	Met with South End business owner Attended Timaru District Holdings Limited meeting Attended Business After 5 event
27 April	Met with Department of Internal Affairs and Ministry of Business Innovation and Employment representatives Attended Aigantighe Art Gallery Exhibition opening
30 April – 2 May	Attended Long Term Plan Hearings
3 May	Met with Aoraki Development Chief Executive
4 May	Attended Aigantighe Art Gallery Exhibition opening
8 May	Attended Standing Committee meetings Attended District Plan workshops

Recommendation

That the report be received and noted.

Timaru District Council

for the meeting of 22 May 2018

Report for Agenda Item No 11

Prepared by Bede Carran
Chief Executive

Orari-Temuka-Opihi-Pareora Water Zone Annual Report

_____

1. To meet the requirements of the Environment Canterbury Long Term Plan, each Canterbury Water Management Strategy (CWMS) Zone Committee is required to report annually on progress in implementing their Zone Implementation Programme, and on progress in the ten CWMS target areas.

2. The CWMS Regional Committee is also required to provide an annual update.

3. The attached report fulfils the annual reporting requirement for the Orari Temuka Opihi Pareora (OTOP) Zone Committee.

4. OTOP's Deputy Chairperson Hamish McFarlane will be in attendance to speak to the report. Deputy Mayor Richard Lyon is Council's representative on the water zone committee.

Recommendation

That the Orari-Temuka-Opihi-Pareora Water Zone Committee Annual Report be received and noted.

The zone committee and its community – working together for freshwater management

Against the backdrop of the Two Thumb Range, the Orari Temuka Opihi Pareora (OTOP) zone stretches eastwards across rolling hills, flattening as it nears the coast.

This fertile area was originally home to podocarp forest, until flax, fern, tussock and cabbage trees became the predominant flora; wetlands were common, supporting diverse species.

As settlers arrived, clearing and draining the land to provide for agriculture, much of the indigenous biodiversity disappeared. Even though there are fewer wetland areas, those that remain have high cultural and ecological values, as do the hill-fed braided rivers in the zone.

Canterbury Water Management Strategy vision:
"To enable present and future generations to gain the greatest social, economic, recreational and cultural benefits from our water resources within an environmentally sustainable framework."

Water provides not only for biodiversity, but also for a robust economy supported by agriculture and industry. The OTOP Water Zone Committee has been working with the community to deliver the community's vision for freshwater as outlined in the Canterbury Water Management Strategy (CWMS).

In 2017 a set of recommendations for water management was developed with the community following a significant amount of scientific work. The recommendations are contained in the committee's Draft Zone Implementation Programme Addendum (ZIPA), which is being shared with the community in early 2018 before being presented to councils in April 2018.

The recommendations cover both statutory actions, such as changes to rules and plans, and non-statutory actions; these are on-the-ground activities that can protect and enhance the local environment.

Members of the OTOP Water Zone Committee with the Draft ZIPA ready to be shared with the community

Key achievements 2017

Completion of the draft recommendations, as described above, is the culmination of many months of work by the zone committee and the community it serves. It was the most important activity undertaken in 2017.

Some key areas within this include:

- *Protection of sites of cultural significance*
- *Water quality limits to improve the health of waterways in the zone*
- *Further investigation of flow and allocation regimes that allow cultural, ecological and economic values to be realised*
- *Over the last financial year, providing $100,000 in immediate steps funding to support local initiatives that protect and enhance the local environment.*

Orari Temuka Opihi Pareora Zone

The zone covers the area from the Rangitata River to the southern boundary of the Pareora River, from Burkes Pass to the sea. It includes Timaru as well as the rural townships of Fairlie, Temuka, Pleasant Point and Geraldine. It is a joint committee of the Timaru, Waimate and Mackenzie District Councils and Environment Canterbury. It is in the rohe of Arowhenua Rūnanga.

Community helps shape draft recommendations

Workshops, public meetings and catchment groups provided an opportunity for stakeholders in the OTOP zone to have their say on future water management planning in 2017.

Throughout the year, a series of Healthy Catchments Project events were held in the main centres of South Canterbury to give people a chance to have input into the water zone committee's recommendations.

At the workshops, community members were shown what impact different scenarios for water management would have on river water quality, supply of irrigation for farming and the cultural and recreational importance of the waterways.

Some scenarios looked at how better use can be made of the water that's already in the zone by, for example, improving on-farm management practices. Others considered what would happen if we brought in water from another source outside the zone.

Participants were able to ask questions about the scenarios, and then worked in groups to talk about aspects of the scientific work that they would like the zone committee to consider as part of its solutions package.

The catchment groups in the zone also provided a vital link between people who live around a particular river and its tributaries, and the zone committee. The groups met regularly throughout the year and also attended workshops with the zone committee to highlight their suggestions and raise issues.

Feedback sessions were held in Timaru, Fairlie and Geraldine to help the committee understand what the community thought was most important

Working together to protect our native bats

A new collaborative project will help protect the endangered South Canterbury pekapeka long-tailed bat population from predators in the Raincliff area.

Environment Canterbury, the Department of Conservation and forestry company Port Blakely have laid 200 predator traps on Port Blakely's land. The aim is to help boost the local bat population by removing possums, rats, weasels and stoats from the area.

Although bats roost off the ground, these predators are able to climb up into their roost trees and kill both adults and pups. The new traps will continue to be monitored and serviced on an ongoing basis.

The long-tailed bat is classified as endangered–nationally critical by the Department of Conservation. In South Canterbury, the bats are found within a triangle from Geraldine to Cave and down to Temuka with a total population of only 200-300 in six separate colonies. The Raincliff forest has one of the largest colonies of bats in South Canterbury.

Protecting native biodiversity is a key community outcome of the Orari Temuka Opihi Pareora Water Zone Committee.

Contractor Chris Goad (left) and dairy farmer Frances Coles have worked together to plant natives along Ohapi Creek

Native planting boosts Orari springwater creek

More than 4,000 native plants have been planted along the Ohapi Creek waterway to help safeguard the water quality of the creek and improve the habitat for native species, as part of the partnership project between local farmers and Environment Canterbury.

Outcomes of the partnership

Contractor Chris Goad, who carried out most of the planting for dairy farmers Frances and Aaron Coles, says she has already noticed positive changes.

"The native regrowth already is amazing. Stock have been excluded and fenced back from this creek for a long time, so it was already very clean, but the natives are growing fast. In a few more years it will be really well-established."

Chris had some company while undertaking the year-long planting project, finding freshwater crayfish and encountering many native eels.

"I had an eel following me while grubbing around plants – and then the next thing, it caught a trout! And I've never seen that before!"

Improving the land for future generations

Frances Coles, who owns Coles Farms with her husband Aaron, says the planting project was about improving the land for future generations.

"It just makes sense to do our bit to leave the land in a better state than when we got it. It's definitely a project that we are keen to get some community involvement, over time, as the plants get established. It would be quite cool to have school groups come along here and have a look at the habitat and how we are improving things and do a bit of a stream study."

Environment Canterbury's Immediate Steps programme

The Orari Temuka Opihi Pareora Water Zone Committee approved the funding of $9,000, one third of the total cost of the planting project, through its Immediate Steps programme, which supports on-the-ground actions to protect wetlands, springs, coastal streams, braided rivers, lakes and lowland streams.

Environment Canterbury, Department of Conservation, and Port Blakely are working together to help protect the local bat population

Progress towards CWMS targets

Ecosystem health and biodiversity	The development of plans to protect and improve Waitarakao/Washdyke Lagoon and Saltwater Creek has been supported by the committee. Protection of named waterbodies, such as Spider Lagoon and the Opihi River mouth, is among one of the recommendations made in the Draft ZIPA. The committee has recommended that Farm Environment Plans and Farm Management Plans identify opportunities to establish, protect and enhance indigenous biodiversity. The committee also recommended that funding is made available for small projects that enhance biodiversity in the zone.
Natural character of braided rivers	The committee has recommended strengthening protection for the natural character of waterways. The committee supported further investigation of options for additional water in the zone. This would reduce pressure on local rivers.
Kaitiakitanga	Working with rūnanga, the committee has made a commitment to improving protection for sites of cultural significance such as wāhi taonga and tuhituhi o neherā. Recommendations addressing water quality aim to improve opportunities for mahinga kai in the zone.
Drinking water	In the wake of community concerns about drinking water safety and the Havelock North contamination issues, the committee has recommended better protection for community drinking water sources.
Recreational and amenity opportunities	A recommendation has been made that increases the number of popular swimming sites that will be monitored over the summer. Work towards enhancing recreational opportunities in Waitarakao/Washdyke Lagoon continues, in collaboration with local authorities.
Water use efficiency	Catchment groups have been supported to work within their local areas to address issues, including over-allocation and water use efficiency. The committee has recommended that on-farm storage is enabled where it will maximise efficient use of water. There is ongoing work investigating the best way to manage water in the zone.
Irrigated land area	'In-zone gains' workshops explored the potential of bringing new water into the zone.
Energy security and efficiency	No specific actions have been undertaken in the OTOP zone to address energy issues.
Regional and national economies	Economic analysis has been undertaken to understand the implications of different water management decisions.
Environmental limits	The committee has developed recommendations about limits, and the anticipated benefits of good management practices (GMP) – a set of industry-agreed, on-farm practices relating to water quality), recognising that some farmers will have to go beyond this if improvements aren't made within the next 10 years. The committee has recommended that nitrogen hotspots such as Ashwick Flat and Rangitata Orton are priority areas for management and mitigation. The committee has supported a Farmers Reference Group, which has explored on-the-ground actions to improve water quality in the zone.

Key work programmes underway

The OTOP Zone Implementation Programme was developed with the community to deliver the goals of the CWMS, and identified three key areas of work:

1. ***Healthy Catchments Project***
   This collaborative project, involving the community in decision making, continued through 2017. It has resulted in a suite of more than 100 recommendations designed to improve water management in the zone.

2. ***Practical action plan***
   The work of the Waitarakao/Washdyke group has continued through this year, with a set of recommendations being presented to the committee. These were accepted and now form part of the Draft ZIPA. Catchment-wide consent for sediment traps was approved for the Kakahu area, accompanied by completion of six farm surveys by the local Land Management Advisor. Landowners with large properties in Community Drinking Water Protection Zones (CDWPZ) received one-on-one farm visits by local Land Management Advisor to support their management practices.

3. ***Catchment groups***
   Catchment groups have been a key part of the sub-regional process, presenting to the committee and providing relevant and detailed information on which the committee was able to base it's decision making.

Tuhituhi o neherā – looking after Māori rock art

Art conservation is not a role you would usually associate with water management but in South Canterbury this has become an important focus of the water zone committee.

The protection of ancient Māori rock art – tuhituhi o neherā - has been supported by the Orari Temuka Opihi Pareora Water Zone Committee in the development of its future water management planning in its Draft Zone Implementation Programme Addendum.

Hundreds of local drawings on limestone rock, some of which could be up to 1,000 years old, are susceptible to damage or destruction from changes to land use, exposure to the elements and environmental changes. Such sites are a taonga to Ngāi Tahu, who are actively involved in their conservation and ongoing management.

The Draft ZIPA recommends that district and regional plans identify and manage potential effects on tuhituhi o neherā sites from the taking, use, damming or diversion of water, the discharge of contaminants, and land use activities. It also recommends that district and regional councils encourage, support and implement non-statutory measures to protect and enhance tuhituhi neherā sites.

South Canterbury has one of the highest densities of tuhituhi o neherā in New Zealand and, while some locations are public, the vast majority are on private property.

Photo credit: Ngāi Tahu Maori Rock Art Trust

Getting the measure of our lagoon

It's wet and cold and takes 20 minutes of careful hand-held monitoring each time but measuring water flow in and around the Waitarakao/Washdyke Lagoon helps us understand its natural character and improve the health of the lagoon.

Eight new water level and flow gauging sites were set up in 2017 to gather information to help identify how to improve the lagoon habitat, which is home to aquatic life and 60-plus species of birds, including wrybills and dotterels.

This water monitoring information, along with other scientific input, contributed to recommendations on the future of the lagoon in the committee's Draft Zone Implementation Programme Addendum.

The recommendations for the lagoon were put forward to the zone committee by a dedicated working group of local rūnanga, Timaru District Council, Department of Conservation, Environment Canterbury and other partners. They include both statutory (such as setting water quality limits and protecting waterways) and non-statutory (restoring wetlands and traditional food gathering opportunities, and creating a recreational cycleway and walkway) paths to improving the lagoon.

Environment Canterbury will also continue to work with local industrial businesses to help them improve stormwater management.

Zone committee members reflect a diverse range of community views

Each of the Canterbury region's 10 zone committees includes four to seven community members whose membership is regularly refreshed to ensure a wide range of perspectives is reflected.
All current members are listed below. For profiles, visit www.ecan.govt.nz/canterburywater.

Ad Sintenie, Community member

John Talbot, Community member, Chair, Regional Committee

Mark Webb, Community member

Kylee Galbraith, Community member

Hamish McFarlane, Community member

James Pearse, Community member

Ivon Hurst, Community member

Mandy Home, Rūnanga representative – Arowhenua

John Henry, Rūnanga representative – Arowhenua

Sue Eddington, Rūnanga representative – Waihao

Richard Lyon, Timaru District Council

Anne Munro, Mackenzie District Council

David Anderson, Waimate District Council

Lan Pham, Environment Canterbury Councillor

The Orari Temuka Opihi Pareora Water Zone Committee is a community led committee supported by Environment Canterbury and local councils.

Environment Canterbury Regional Council
Kaunihera Taiao ki Waitaha

ET7/6370

Timaru District Council

for the Meeting of 22 May 2018

Report for Agenda Item No 12

Prepared by **Adrian Hodgett**
Finance Manager

Mark Low
Corporate Planning Manager

Ann Fitzgerald
Corporate Planner

2017/18 Annual Plan Progress Report for the Nine Months Ended 31 March 2018

Introduction

1 This report outlines progress against Council's 2017/18 Annual Plan. It includes financial results, and progress towards achieving the key performance measures and work programme for the period ended 31 March 2018. A brief overview of the legislative and policy environment as it relates to Council is also provided.

2 Financial Results

This section includes:

- Overview of financial results, including operating income and expenditure
- Income Statement for the period ended 31 March 2018
- Details of Capital Expenditure for the period ended 31 March 2018
- Statement of Financial Position as at 31 March 2018.

3 Legislative and Policy Environment Update

This section provides a summary of key legislative and policy developments with implications or relevance to local government. With the change of government in September 2017 a number of legislative and policy changes affecting local government have been signalled. The most significant of these include:

- The four wellbeings to return to the purpose of local government (LGA 2002 section 10)
- Responsiveness to Maori will be a priority
- Climate Change – Zero Carbon Act, Climate Change Commission, Climate Assessments
- Transport – sustainable transport, regional rail
- Freshwater – Clean waters summit, stronger regulatory instruments

- RMA reform – review of recent amendments, enhance community participation, more NPS/NES
- Three Waters – Better Local Services approach will not proceed in current format, continuation of Three Waters review, more teeth for regulatory regime
- Local Government Funding review
- Regional development package
- Land Transport Fund – "reorientation".

4 Key Performance Measures and Work Programme Update

This section outlines progress against the 2017/18 performance measures and work programme and an update on highlights and any issues. The report is organised by Council's nine Groups of Activities.

Financial Results

5 The summarised financial results for the nine months to 31 March 2018, along with commentary on performance, are attached for Councillors' consideration. The financial results are for the Timaru District Council parent, including the Downlands Water Supply joint venture.

6 Financial projections for the year ending 30 June 2018 have been incorporated in this report.

Recommendation

That this report be received and noted.

Timaru District Council

Income Statement for the nine months ended 31 March 2018

Income	March 2018 YTD	Full year original budget	Full year budget (incl. carried forwards)	% Full year budget	March 2017 YTD
Rates	**34,816,268**	47,095,800	47,095,800	73.9%	34,418,902
Community Support	**1,565,966**	2,097,300	2,097,300	74.7%	1,458,704
District Planning and Regulatory Services	**2,586,440**	3,343,400	3,343,400	77.4%	2,535,261
Democracy	**-**	2,500	2,500	0.0%	-
Recreation and Leisure	**2,810,392**	3,305,900	3,305,900	85.0%	3,141,212
Transport	**6,839,250**	8,777,900	8,980,700	76.2%	5,547,693
Waste Minimisation	**2,795,226**	3,354,800	3,354,800	83.3%	2,558,941
Sewer	**2,207,461**	2,661,000	2,661,000	83.0%	2,044,870
Stormwater	**148,951**	50,000	50,000	297.9%	107,504
Water Supply	**1,220,783**	1,698,250	1,698,250	71.9%	1,187,207
Corporate Support	**5,011,483**	6,456,700	6,456,700	77.6%	4,604,647
Total Income	**60,002,220**	78,843,550	79,046,350	75.9%	57,604,941
Operating Expenditure					
Community Support	**3,510,571**	4,868,400	4,868,400	72.1%	3,531,838
District Planning and Regulatory Services	**3,584,624**	5,048,800	5,225,100	68.6%	3,498,333
Democracy	**2,480,557**	3,568,100	3,568,100	69.5%	2,399,728
Recreation and Leisure	**10,594,135**	14,987,400	14,987,400	70.7%	10,470,837
Transport	**10,777,989**	14,579,900	14,579,900	73.9%	9,807,955
Waste Minimisation	**5,508,804**	8,690,000	8,690,000	63.4%	5,662,039
Sewer	**6,223,229**	9,945,200	9,945,200	62.6%	6,670,421
Stormwater	**1,074,570**	1,560,600	1,560,600	68.9%	1,076,650
Water Supply	**5,320,399**	7,768,812	7,768,812	68.5%	5,094,133
Corporate Support	**2,262,537**	2,870,700	2,870,700	78.8%	1,961,115
Total Operating Expenditure	**51,337,416**	73,887,912	74,064,212	69.3%	50,173,049
Operating Surplus/(Deficit)	**8,664,804**	4,955,638	4,982,138	173.9%	7,431,893

Timaru District Council						
Capital expenditure for the nine months ended 31 March 2018						
		March 2018 YTD		Full year original budget	Full year budget (incl. carried forwards)	% Full year budget
Capital Expenditure						
	Community Support	**1,114,435**		556,000	1,124,900	99.1%
	District Planning and Regulatory Services	**66,151**		5,000	5,000	1323.0%
	Democracy	**-**		-	-	
	Recreation and Leisure	**2,659,535**		3,707,900	6,012,900	44.2%
	Transport	**7,835,585**		12,692,500	13,413,500	58.4%
	Waste Minimisation	**960,383**		1,178,000	1,894,400	50.7%
	Sewer	**1,440,000**		2,708,000	4,233,000	34.0%
	Stormwater	**223,566**		1,132,000	1,547,000	14.5%
	Water Supply	**5,358,262**		16,770,020	17,467,320	30.7%
	Corporate Support	**780,430**		1,264,000	1,329,400	58.7%
Total Capital Expenditure		**20,438,347**		40,013,420	47,027,420	43.5%

Timaru District Council			
Statement of Financial Position as at 31 March 2018			
	Actual	**Actual**	Budget
	30/06/2017	**31/03/2018**	30/06/2018
Current Assets			
Cash and Cash equivalents	22,035,000	**24,633,798**	17,237,300
Trade and other receivables	6,682,000	**3,909,289**	6,218,000
Inventories	70,000	**98,485**	72,000
Other financial assets	34,566,000	**34,566,000**	28,517,000
Total Current assets	63,353,000	**63,207,571**	52,044,300
Non-current assets			
Property, plant and equipment	781,059,000	**799,400,857**	807,012,184
Intangible assets	1,882,000	**1,393,777**	1,882,000
Forestry	863,000	**863,088**	863,000
Investment Property	1,690,000	**1,690,000**	1,690,000
Investment in subsidiaries	1,000,000	**1,000,186**	1,000,000
Other financial assets	27,080,000	**17,657,045**	15,702,424
Total non-current assets	813,574,000	**822,004,953**	828,149,608
Total assets	876,927,000	**885,212,524**	880,193,908
Current liabilities			
Trade and other payables	8,246,000	**6,360,590**	8,676,800
Employee entitlements	1,871,000	**1,678,507**	1,871,000
Current portion of term debt	15,000,000	**15,000,000**	4,897,770
Derivative financial instruments	535,000	**535,000**	-
Total current liabilities	25,652,000	**23,574,098**	15,445,570
Non-current liabilities			
Provisions	6,717,000	**6,765,182**	8,348,800
Employee benefit liabilities	233,000	**233,000**	233,000
Borrowings	77,028,000	**69,528,470**	97,902,400
Derivative financial instruments	1,812,000	**1,811,723**	1,812,000
Total non-current liabilites	85,790,000	**78,338,375**	108,296,200
Total Liabilities	111,442,000	**101,912,473**	123,741,770
Net assets	765,485,000	**783,300,051**	756,452,138
Equity		**-**	
Retained earnings	726,925,000	**733,046,370**	732,891,714
Reserves	38,560,000	**50,253,681**	23,560,424
Total Equity	765,485,000	**783,300,051**	756,452,138

Financial Performance for the nine months to March 31, 2018

	Year to Date Actual 2017/18	Year to Date Projected Actual 2017/18	Year to Date Actual 2016/17	Variance v Projected Actual	Variance v 2016/17	Variance v Projected Actual (%)	Variance v 2016/17 (%)
Rates Revenue	34,816	35,363	34,419	(547)	397	-1.55%	1.15%
There are a small number of additional properties that have been charged rates for 2017/18 than were budgeted and charged rates for 2016/17. Rates increase per 2017/18 Annual Plan was 2.60%.							
Other Operating Revenue	25,186	25,768	23,186	(582)	2,000	-2.26%	8.63%
The timing of capital expenditure project for Roading has affected the amounts received from NZTA as subsidies for this expenditure, therefore revenue is this area is down on projected actual by $1,011k and increased from 2016/17 by $1,120k. LED Street Lights are the main reason for projected actual increasing from budgeted levels. We are continuing to process increased volumes at the Redruth landfill, which means that revenue is increased by $342k on 2016/17 and $462k on projected actual for the Waste Minimisation unit. An insurance claim of $720k was received in respect of fire damage at the West End Hall in 2016/17.							
Operating Expenditure	51,337	54,950	50,173	3,612	(1,164)	6.57%	-2.32%
Expenditure for operating sewerage treatment were expected to increase once the upgraded waste water treatment plant was fully operational. The full effect of these increases has not yet been felt, therefore Sewer operational expenditure is less than projected actual by $1,000k and at a similar level to last year. Depreciation costs are less than projected actual due to delay in capital projects. Interest costs are below projected actual due to reducing interest rates and delay in borrowing requirement.							
Capital Expenditure	20,438	25,442	14,720	5,003		19.67%	
Tiiming of expenditure and some delays with projectshave resulted in a large underspend of capital expenditure against projected actual. These include Airport Terminal & Car Park upgrade, Parks Courts Resurfacing, Reseals, Centennial Park Bridge, Museum Exhibitionb Upgrade, Various Roading Projects, Compost Site, Sewer Mains Renewals, New Sewer Reticulation, Te Moana Downs Water Reticulation and Urban Water Reticulation. As part of the 2018/19 Annual Plan process, over $13m of capital expenditure has been identified that will not occur in 2017/18. Major projects delayed are Downlands Water Supply Trunk Main Renewal, Te Moana Downs Water Supply Network Capacity, Urban Water Reservoir Cover, Pareora Pipeline Renewal, Sewer Mains Renewals, Washdyke Network Roading Improvements and Timaru Library Roof.							
Loans	84,528	102,800	92,028	18,272		17.77%	
Borrowing for 2017/18 capital expenditure is yet to occur due to strong cashflows. Borrowing will occur prior to the end of the financial year.							

Legislative and Policy Environment Update

Legislation/policy with implications or relevance to local government is summarised below:

Legislation		
Name	**Stage**	**Notes**
Local Government (Community Well – being)) Amendment Bill	The Bill was introduced on 5 April 2018 and had its first reading on 11 April. It has now been referred to the Governance and Administration Select Committee	The Bill amends the Local Government Act 2002 to reinstate references to social, economic, environmental, and cultural well-being to the Local Government Act, that were removed by the National Government in 2012. It also repeals the core services clause, and widens the definition of community infrastructure for development contribution purposes. Submissions close on 25 May 2018 and the report is due on 11 October 2018.
Local Electoral Matters Bill	The Bill was introduced on 5 April 2018	This Bill makes a set of amendments to the Local Electoral Act 2001 and the Electoral Act 1993, designed largely to better enable a trial of online voting.
Land Transport Management (Regional Fuel Tax) Amendment Bill	The Bill was introduced on 22 March 2018 and had its first reading on 28 March. It has now been referred to the Finance and Expenditure Select Committee for consideration.	This bill proposes to introduce a mechanism under which regional fuel taxes can be established to provide a way for regions to fund transport infrastructure programmes that would otherwise be delayed or not funded. Submissions closed on 20 April 2018 and the report is due on 21 May 2018.

Legislation		
Name	**Stage**	**Notes**
Litter (Increased Infringement Fee) Amendment Bill	The Bill was introduced on 22 March 2018 and is awaiting its first reading	This bill amends the Litter Act 1979 by increasing the maximum fine for an infringement offence from $400 to $1,000.
Sale and Supply of Alcohol (Renewal of Licences) Amendment Bill (No 2)	The Bill was introduced on 14 February 2018 and had its first reading on 21 February 2018. It has been referred to the Governance and Administration Committee Select Committee for consideration.	This bill provides that where a local alcohol policy is in place under the provisions of the Sale and Supply of Alcohol Act 2012 any renewal of a licence under the Act must not be inconsistent with the provisions of that local alcohol policy. Submissions closed on 25 April and the report is due on 21 August 2018.
Dog Control (Category 1 Offences) Amendment Bill	The Bill was first introduced on 3 May 2018 and is awaiting the next step.	This Bill seeks to reduce the time it takes for charges under the Dog Control Act 1996 to be heard by allowing category 1 offences to be heard by Justices of the Peace and Community Magistrates.
Privacy Bill	The Bill was introduced on 20 March 2018 and had its first reading on 11 April 2018. It has been	This bill repeals and replaces the Privacy Act 1993, as recommended by the Law Commission's 2011 review of the Act. Its key purpose is to promote people's confidence that their personal information is secure and will be treated properly.

Legislation		
Name	**Stage**	**Notes**
	referred to the Justice Select Committee for consideration.	
Te Ture Whenua Māori Bill	The Bill was first introduced in April 2016 and has subsequently been reinstated in the 52nd parliament. A Special report was presented by Māori Affairs Committee 05/05/17 The direction of the Bill is currently being determined by the new government.	This is a bill to restate and reform the law relating to Māori land. The Bill if enacted is designed to provide local Councils with more workable and equitable tools to deal with issues around the rating of unused and unoccupied Māori land. The changes will provide councils with the ability to remove rates arrears on unoccupied and unused Māori land where there is a demonstrable commitment to use or occupy land or there is little prospect of the land ever being used or occupied. The changes to the ratings framework for Māori land will be made via Te Ture Whenua Māori Bill and in amendments to the Local Government (Rating) Act 2002, the Local Government Act 2002, and the Rating Valuation Act 1998.
Health (Fluoridation of Drinking Water) Amendment Bill	The Bill was first introduced in November 2016. The Health Select Committee considered submissions and reported back to the House on 29 May 2017	The Bill amends Part 2A of the Health Act 1956 by inserting a power for District Health Boards (DHBs) to make decisions and give directions about the fluoridation of local government drinking water supplies in their areas. This removes decision-making from councils on adding fluoride (or not adding it) to drinking water and gives the decision to DHBs. The Bill does not address funding issues; if the DHB makes a decision to direct a local government drinking-water supplier to add fluoride to a water supply, it appears the relevant Council will be responsible for meeting the direct costs of fluoridation.

Legislation		
Name	**Stage**	**Notes**
	The Bill was reinstated in the 52nd parliament. The direction of the Bill is currently being determined by the new government.	Mayor Odey presented on a Canterbury wide regional submission in March 2017.
Food Safety Law Reform Bill 2016	The Bill was first introduced on 2 June 2016 and had its second reading on 22 June 2017. It has subsequently been reinstated in the 52nd parliament. The direction of the Bill is currently being determined by the new government.	This Bill is an omnibus Bill introduced in accordance with Standing Order 263(a). The Bill makes improvements and enhancements to three Acts governing the food safety system, improving their alignment, operation, and design so as to better protect human health, and maintain and strengthen New Zealand's reputation as a supplier of safe and suitable food both domestically and internationally.
Local Government Act 2002 Amendment Bill (No 2)	The Bill was first introduced on 9 June 2016 and was referred to the Local Government and Environment Select Committee. After hearing submissions the	Dubbed the "Better Local Services Bill', the Bill aims to implement a set of reforms to enable improved service delivery and infrastructure provision arrangements at the local government level. It includes provisions for council-controlled organisations for water, wastewater or stormwater services or transport services, with specification of the service delivery plan and infrastructure strategy requirements of such CCOs. There

Legislation		
Name	**Stage**	**Notes**
	Select Committee reported back on 15 June 2017. It has subsequently been reinstated in the 52nd parliament. The direction of the Bill is currently being determined by the new government.	are also new requirements for the Local Government Commission and local government reorganisation processes.
Local Government (Freedom of Access) Amendment Bill	The Bill was first introduced on 8 June 2017 and is now awaiting its first reading.	This is a Members Bill that clarifies the law to ensure that persons who obstruct council enforcement officers or local authority agents from performing their duties, or fail to give true and sufficiently particular details when required by the Bill, are liable to be arrested without a warrant, and widens the scope in which an enforcement officer may remove and seize property.
Sale and Supply of Alcohol (Renewal of Licences) Amendment Bill	The Bill was first introduced on 14 December 2017 and is now awaiting its first reading.	This is a Members Bill that provides that where a local alcohol policy is in place under the provisions of the Sale and Supply of Alcohol Act 2012 any renewal of a licence under the Act must not be inconsistent with the provisions of that local alcohol policy.

Other Policy Documents/Reports released/for consultation		
Author	**Name**	**Notes**
Regional Economic Development, Minister	**Provincial Growth Fund**	The new $1 billion per annum Provincial Growth Fund was officially launched in late February. There are no application rounds, rather expressions of interest are invited. The Fund has the following 3 investment tiers: 1. *Regional projects and capability*: Support of economic development projects, feasibility studies and capability building identified by the regions. 2. *Sector investment (including One Billion Trees programme):* Investment in initiatives targeted at priority and/or high value economic opportunities. 3. *Enabling infrastructure projects:* Investment in regional infrastructure projects that will lift productivity and grow jobs.
Ministry of Transport	Government Policy Statement on Land Transport	The Government Policy Statement on Land Transport (GPS) sets out the government's priorities for expenditure from the National Land Transport Fund over the next 10 years. It sets out how funding is allocated between activities such as road safety policing, state highways, local roads, public transport and other modes of transport. The Government's commitments have made it clear that transformation of the land transport system is a priority. This draft GPS presents a number of changes in direction, prioritising safety, access to a wider range of transport options, the environment and value for money. The draft document was open for feedback until 2 May 2018 and a submission has been made.
Department of Internal Affairs	Three Waters Review	The government is reviewing how to improve the management of drinking, storm and waste water (three waters) to better support New Zealand's prosperity, health, safety and environment. The Stage One report exploring the issues and opportunities

Other Policy Documents/Reports released/for consultation		
Author	**Name**	**Notes**
		with three waters services by gathering and analysing information is yet to be released. Stage Two is due to commence during 2018.
Ministry for the Environment	Emissions Trading Scheme Review	In late 2105 officials commenced a review of the NZ ETS review to assessment of the operation and effectiveness of the NZ ETS. Stage one ended in May 2016 with the decision to remove the one-for-two surrender obligation. Stage two of the review identified that some aspects of the NZ ETS need to be modified so that the scheme more effectively supports New Zealand to meet its 2030 and future emission reduction targets. Key findings include: • the Government does not have the tools required to effectively manage the supply of units into the NZ ETS • current settings and management of the NZ ETS create significant regulatory uncertainty for participants • operational and technical issues are causing administrative inefficiencies. The government has made the following in-principle decisions: • Introducing auctioning of units, to align the NZ ETS to our climate change targets • limiting participants' use of international units when the NZ ETS reopens to international carbon markets • developing a different price ceiling to eventually replace the current $25 fixed price option • coordinating decisions on the supply settings in the NZ ETS over a rolling five-year period. Work is underway on addressing the problems identified by the review and how to implement the in principle decisions.

Other Policy Documents/Reports released/for consultation		
Author	**Name**	**Notes**
Attorney General	Havelock North Drinking Water Inquiry	Stage Two of the Havelock North Inquiry was released on 6 December 2017. It notes improvements are urgently required to the regulatory system and changes need to be made by drinking water suppliers and others engaged in the delivery of safe drinking water to the public. The report contains urgent and early recommendations for delivery of safe drinking water in Aotearoa which include: • Promulgating Principles of Drinking Water Safety • Abolishing the Secure Classification System • Encouraging Universal Treatment • Establishing a Drinking Water Regulator • Interim Improvements at and by the Ministry of Health • Amending RMA to Expressly Recognise Drinking Water Source Protection • Accelerating NES Regulations Review • Encouraging Joint Working Groups • Urgently Amending the Health Act. The government is yet to release final decisions relating to the report.
Ministry of Transport	Transport Outlook - future state	This report outlines the key trends and uncertainties in the sector and project outcomes over the next 25 years. Projections on transport demand are detailed for a base case and four alternative scenarios. These scenarios are based on two of the most significant uncertainties for the transport sector: the rate at which New Zealanders adopt new technology and how they prefer to connect with each other. Insights include the future demands for walking and cycling infrastructure and public transport, electric vehicle projections and vehicle sharing schemes.

Other Policy Documents/Reports released/for consultation		
Author	**Name**	**Notes**
Auditor General	2017/18 Work programme Focus on Water Management	The OAG will be focusing on the water management system as a whole - – across public organisations in both central and local government and beyond political cycles. The Office will consider how well these organisations are carrying out their water management responsibilities, to understand how well New Zealand is positioned for the future. The Auditor-General will highlight any improvements that are needed in the public management of water and in the accountability and transparency of organisations for their decision-making and performance
Department of Prime Minister and Cabinet	Better Responses to Natural Disasters and Other Emergencies in NZ	The report provides advice to the Minister on the most appropriate operational and legislative mechanisms to support effective responses to natural disasters and other emergencies in New Zealand. Some of the key changes proposed include establishing a national emergency management agency, mayors to have the primary authority for declaring states of local emergency, a more formalised shared service arrangement to be implemented by regional councils ,clearer protocols with iwi, all staff to meet national standards for professional development, fly in teams, greater national consistency and standards, powers of Group (and national) Controllers, and a new fit for purpose all of government National Crisis Management Centre and a 24/7 monitoring, altering and warning centre.

Timaru District Council –Work Programme and Performance Measures Update: Report to 31 March 2018

The following report presents progress against Council's organisational work programme and performance measures to the end of March 2018, including highlights, issues and levels of service. For capital expenditure on projects please refer to the last part of the reporting section for the particular activity.

A selection of highlights in Council's work programme for July 2017 – March 2018 were:

- **Airport** - Original contract work for terminal upgrade substantially completed by 31 March 2018
- **Art Gallery** – Wide range of exhibitions held including *Nga Hau Ngakau (Breath of Mine), Gallery 91, Blue Gold, Collection moments in time 19th Century and Urban worlds*
- **Building Control** – Successful IANZ accreditation audit and Building Consent Authority status retained for a further 2 years
- **Building Control** – Implementation of the Earthquake Prone Building (EPB) project plan has commenced, including building owner workshops to be held across the district in May and consultation on identification of Priority Buildings to be undertaken late 2018
- **Democracy** – Clear audit opinion for the 2018-28 LTP Consultation Document
- **District Planning** - Draft Growth Management Strategy decision received
- **District Planning** - Resource consent monitoring standard operating procedure complete
- **Emergency Management** – Engagement process commenced with the Waipopo/Opihi Huts/Peterson Park Community to develop a Community Response Plan
- **Environmental Health** – Council adopted the Timaru District Consolidated Bylaw 2018 in February 2018, following a review process and consultation
- **Halls and Theatres** - Exterior maintenance of Theatre frontage completed March 2018
- **Libraries –** RFID project commenced
- **Libraries –** Continued expansion of range of services offered, such as hosting literacy classes, census support, "Facebook demystify" session, speaking at a community group meetings about the range of services offered by the libraries
- **Libraries –** Summer holiday school programmes fully subscribed, a booking system has now been introduced
- **Museum** -- Busy summer holiday period with successful outdoor holiday programmes exploring district nature - trip to Pareora river
- **Museum -** LEOTC school student target for period exceeded
- **Museum -** Extremely popular music event held on 17 February with over 1,000 attendees
- **Roading & Footpaths** - Completion of some significant road renewals in Cartwrights, Te Moana and Canal Roads that will improve resilience
- **Roading and Footpaths** - Successful response to the February high rainfall event with minimal road damage

• **Roading and Footpaths** - Completion of an NZ Transport Agency audit on our financial claims, contracts and processes that identified no significant deficiencies
• **Sewer** - Washdyke Industrial Expansion Zone - new domestic pressure sewermain installation has been completed and design for New tradewaste sewermain installation is close to completion
• **Sewer** - Alternative option to progress Domain Avenue, Temuka Sewermain Upgrade has been sought and approved
• **Social Housing** - New double glazed windows have been installed at 89 Talbot Street flats
• **Social Housing** - Refurbishment of flat at Pye Courts completed
• **Swimming Pools** - PoolSafe accreditation successfully completed for all 4 pools
• **Swimming Pools** - Programme Room extension 90% complete – AgeFit, TeenFit and other classes are loving the new bigger space. New Mums and Bubs class fully subscribed and due to start in May
• **Stormwater** – Gleniti A1 and B2 bunds are near completion
• **Waste Minimisation** – Escrap dismantling established on site and Seat Smart recycling programme started
• **Water Supply** – Cornwall Street Watermain Renewal completed in March 2018
• **Water Supply** - Temuka Trunkmain Upgrade in construction and to be completed in April 2018

Overall Performance Measures Summary as at 31 March 2018

Council has a total of 176 performance measures in the LTP. At the nine month point to 31 March 2018, 59% are on target. 28% have not been measured, mainly because the measures are not due to be reported until the end of the year. There are only a small number of measures (13% of the total) that require closer monitoring or are considered to be off target.

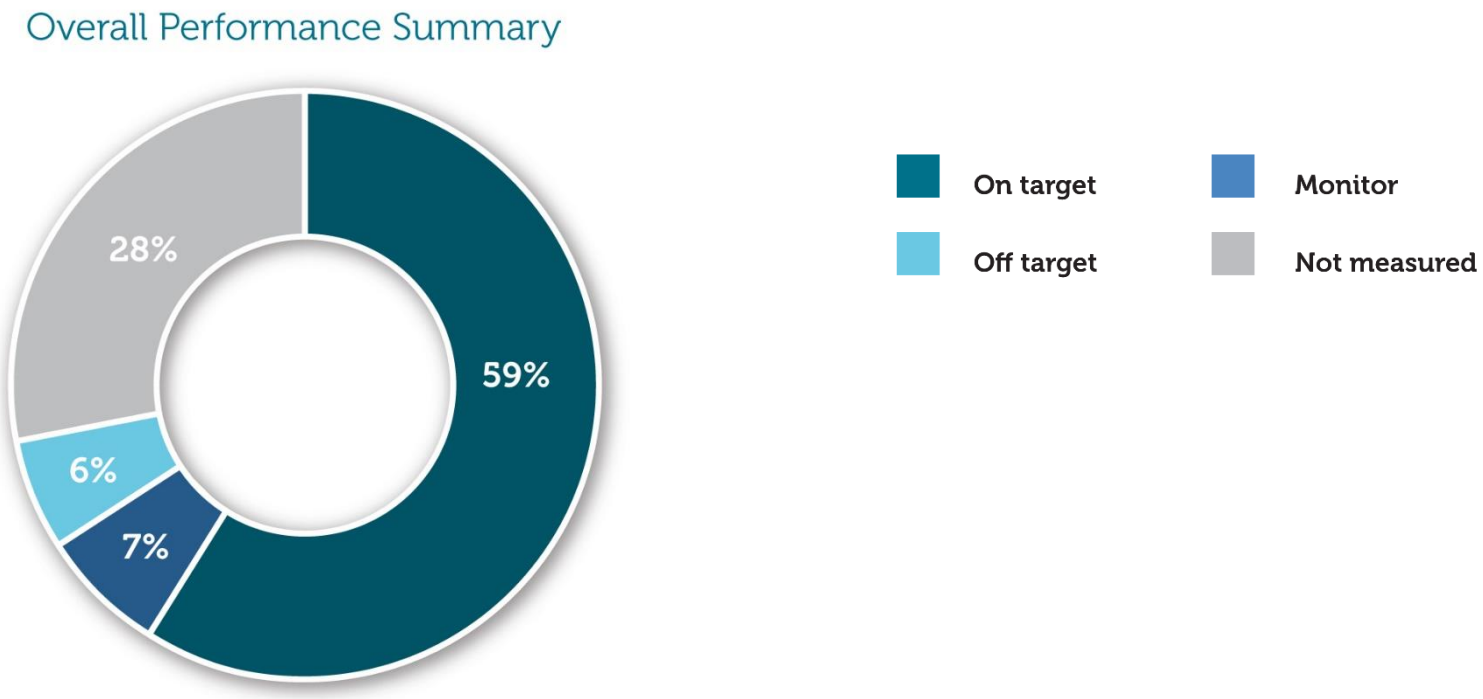

GROUP: DEMOCRACY

Progress against the planned work programme to 31 March 2018 and performance measures is summarised below.

HIGHLIGHTS
Clear audit opinion for the 2018-28 LTP Consultation Document

	DEMOCRACY – LEVELS OF SERVICE						
Level of Service	Performance Measure	Result 2017/18	Target 2017/18	To 31 Dec 2017	To 31 Mar 2018	Status	Comments
	Of the 6 measures, 1 is on target and 4 are due to be reported 30 June 2018. The remaining measure is below target and is being monitored.		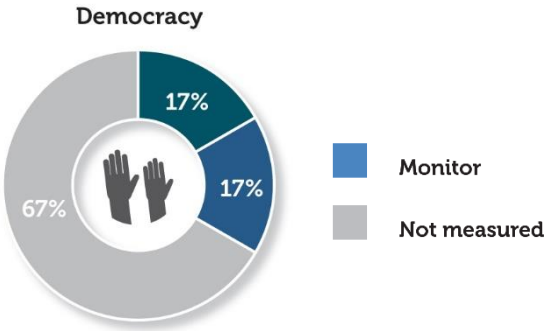				
Level of Service	Performance Measure	Result 2016/17	Target 2017/18	To 31 Dec 2017	To 31 Mar 2018	Status	Comments
Make decisions in an open, transparent manner	Proportion main items of Council Business held in open meetings[1]	83% of main items of Council Business were held in open meetings.	≥ 90% main business items held in open meetings	79%	82%	Monitor	Reasons for excluding the public were to protect people's privacy, enable negotiations to take place, to maintain legal professional privilege and to protect commercially sensitive information.

	DEMOCRACY – LEVELS OF SERVICE						
Level of Service	Performance Measure	Result 2017/18	Target 2017/18	To 31 Dec 2017	To 31 Mar 2018	Status	Comments
	Resident satisfaction with influence on Council decision-making	No survey 2016/17 as this is conducted biannually. 2015/16 results were: 46% of residents were satisfied with the level of influence that residents have on Council's decision making. Satisfaction was higher in the Timaru ward (50%) than in the rural wards (Temuka/Pleasant Point 47%, Geraldine 29%). A further 34% said they were "indifferent" on this matter, having no particular view.	≥ 50% resident satisfaction	To be reported 30 June 2018		Not measured	Part of biannual community survey to be reported June 2018
Advocate for the community	Formal TDC submissions on issues made to agencies	7 submissions were made to various agencies during the year including the Local Government Act Amendment Bill, the Government Enquiry into Havelock North Drinking Water, Health (Fluoridation of Drinking Water) Amendment Bill, Clean Water consultation, Setting of Speed Limits Rule 2017, National Policy Statement on Urban Development Capacity and the Environment Canterbury Pest Management Strategy. Some of these were part of Canterbury wide submissions	10 submissions made	To be reported 30 June 2018		Not measured	Number of submissions dependant on relevance of issues open for consultation

	DEMOCRACY – LEVELS OF SERVICE						
Level of Service	Performance Measure	Result 2017/18	Target 2017/18	To 31 Dec 2017	To 31 Mar 2018	Status	Comments
Communicate with the community	Resident satisfaction with adequacy of Council published information	No survey 2016/17 as this is conducted biannually 2015/16 results were68% of residents are satisfied with how the Council keeps the public informed and involved in decision-making. (Note: New survey design for 2016. Question asked was "How would you rate council for keeping the public informed and involved in its decision making?")	≥ 50% resident satisfaction	To be reported 30 June 2018		Not measured	Part of biannual community survey to be reported June 2018
Monitor the Council organisation	Clear audit opinion for Council Annual Report	A clear (unmodified) audit opinion was received for the 2015/16 Annual Report and end of year audit.	Clear opinion for end of year audit and Annual Report	Achieved		On target	A clear (unmodified) audit opinion was received for the 2016/17 Annual Report and end of year audit.
Meet our statutory obligations	Compliance with LGA Planning and Accountability requirements	Statutory requirements were met including preparation and adoption of the Annual Plan 2016/17 and Annual Report 2015/16.	Statutory Local Government Act planning and accountability requirements are achieved	Reported annually		Not measured	This is on target to be achieved with a clear audit opinion for the Annual Report and 2018-28 LTP Consultation Document.

GROUP: COMMUNITY SUPPORT

Progress against the planned work programme to 31 March 2018 and performance measures is summarised below.

HIGHLIGHTS
Airport 1. Original contract work substantially completed by 31 March 2018
Emergency Management • Engagement process commenced with the Waipopo/Opihi Huts/Peterson Park Community to develop a Community Response Plan
Safer Communities • Sonja McCabe, currently employed by Oranga Tamariki- Ministry for Children is studying a Bachelor of Social Work at the Open Polytechnic and will be situated at the Project Turnaround office for 12 weeks to complete her Practicum placement
Social Housing • New double glazed windows have been installed at 89 Talbot Street flats • Refurbishment of flat at Pye Courts completed

ISSUES
Public Toilets • Freedom Campers at Milford Huts causing issues. New toilets will be installed in the 2018/19 financial year and we will look at a more open location as people going to the toilet behind the existing one.

	COMMUNITY SUPPORT - LEVELS OF SERVICE						
Level of Service	Performance Measure	Result 2016/17	Target 2017/18	To 31 Dec 2017	To 31 Mar 2018	Status	Comments

25 measures in total, with 11 on target.

Of the 13 "not measured", 9 will be reported 30 June 2018, 2 are awaiting external parties and for the remaining 2, measures are yet to be developed. 1 measure is being monitored as numbers are slightly lower than target

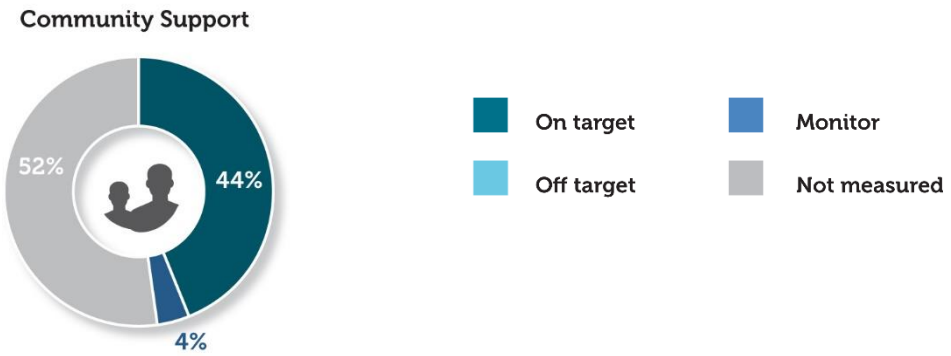

	ACTIVITY: AIRPORT & COMMUNITY FACILITIES						
Level of Service	Performance Measure	Result 2016/17	Target 2017/18	To 31 Dec 2017	To 31 Mar 2018	Status	Comments
Community facilities are well maintained, clean and safe	Resident/User satisfaction levels – Airport, Toilets, Cemeteries	**Airport** 63% of respondents were either satisfied or very satisfied. **Public Toilets** No survey 2016/17 as this is conducted biannually. The 2015/16 survey results were: • 61% of residents were satisfied with public toilets • 61% of users were satisfied with public toilets • User satisfaction was highest for Geraldine public toilets at 74%, with Timaru the lowest at 55%.	Airport - ≥82% user satisfaction Public Toilets - ≥61% resident satisfaction ≥71% user satisfaction	To be reported 30 June 2018 To be reported 30 June 2018		Not measured Not measured	Part of biannual community survey to be reported June 2018 Part of biannual community survey to be reported June 2018

	ACTIVITY: AIRPORT & COMMUNITY FACILITIES						
Level of Service	Performance Measure	Result 2016/17	Target 2017/18	To 31 Dec 2017	To 31 Mar 2018	Status	Comments
		Cemeteries No survey 2016/17 as this is conducted biannually. The 2015/16 survey results were: • 83% of residents were satisfied with cemeteries • 96% of visitors were satisfied with cemeteries • Visitor and residents satisfaction was particularly high in Geraldine.	Cemeteries - ≥80% resident satisfaction - ≥85% visitor satisfaction	To be reported 30 June 2018		Not measured	
	Complaints about Public Toilet cleaning standards	1 complaint received	Public Toilet complaints[1] ≤ 3 year average	2 complaints	3 complaints	On target	
	Cemeteries contract compliance	No non compliance	≤ 10 non-complying items	No non compliance	No non compliance	On target	
	Airport Civil Aviation Authority accreditation	The Aerodrome Operators Certificate remains current. CAA have not yet advised when the 2017 audit will be undertaken	Annual CAA accreditation audit identifies no significant problems that prevent ongoing accreditation	Awaiting CAA to conduct audit		Not measured	CAA Part 139 Audit scheduled for early June 2018. Audit report is likely to be received after end of financial year

	ACTIVITY: AIRPORT & COMMUNITY FACILITIES						
Level of Service	Performance Measure	Result 2016/17	Target 2017/18	To 31 Dec 2017	To 31 Mar 2018	Status	Comments
Future provision of community facilities to meet community needs and expectations is planned for	Future Development Plan for main Timaru Cemetery	Options for suitable land for a new Cemetery in Timaru are still under consideration.	Commence planning for a new Timaru cemetery	Planning underway	Planning continuing	On target	Having established that there are no suitable sites in Council ownership, a programme to further advance the site options is being developed.
Provide accessible, accurate cemetery records	Cemetery records updated	100% records updated within one month.	100% cemetery records are updated within one month	100% cemetery records are updated within one month	100% cemetery records are updated within one month	On target	

[1] A complaint represents when a cleaning standard is not being met, not when a request for cleaning is made. Vandalism and anti-social use of toilets can occur between cleaning, the effects of which result in a request to clean.

	ACTIVITY: COMMUNITY FUNDING						
Level of Service	Performance Measure	Result 2016/17	Target 2017/18	To Dec 31 2017	To 31 Mar 2018	Status	Comments
Manage and allocate community funding scheme grants and loans	Annual funding rounds	Council grants and funding schemes were managed in accordance with Council policy. During the year: • 2 TDC funding rounds were held • 2 Youth Initiative funding rounds were held • 4 Creative NZ funding rounds held • 92% of accountability forms were returned	• TDC: General grants, Substantial grants, Community Loans: 2 • TDC Youth Initiatives: 2 • Creative Communities Fund: 4	To be reported 30 June 2018		Not measured	

	ACTIVITY: COMMUNITY FUNDING						
Level of Service	Performance Measure	Result 2016/17	Target 2017/18	To Dec 31 2017	To 31 Mar 2018	Status	Comments
			• 90% or greater accountability forms are returned as required	To be reported 30 June 2018		Not measured	

	ACTIVITY: ECONOMIC DEVELOPMENT						
Level of Service	Performance Measure	Result 2016/17	Target 2017/18	To Dec 31 2017	To 31 Mar 2018	Status	Comments
Contribute to the economic development of the Timaru District	CCO reporting to Council	Aoraki Development has provided quarterly reports to Council.	Quarterly reports to Council	Report provided	Report provided	On target	Report for the quarter ended 31 March 2018 received
	Economic growth	Data to June 2017 shows an increase in GDP of 1.3% compared to June 2016. This is lower than the national average of 2.8%	Annual Economic growth above the national average	2% increase in GDP compared to September 2016. This is lower than the national average of 2.5%	1.6% increase in GDP compared to December 2016. This is lower than the national average of 2.8%	Monitor	Data to 31 December 2017, sourced from Infometrics
	Job Creation	Data on numbers of new jobs is not available. Unemployment rate is 3.4% as at June 2017 compared to the national average of 5.0%.	Annual job creation of 300 new jobs	Unemployment rate is 3.2% as at September 2017 compared to the national average of 4.9%.	Unemployment rate is 3.1% as at September 2017 compared to the national average of 4.7%.	Not measured	Data on numbers of new jobs is not available.
	Sector Collaboration	Measures to be developed	Measures to be developed	Measures to be developed		Not measured	

	Perception of living in Timaru District	Data not available Data not available • 43% of residents believe Timaru is a better place to live than 3 years ago. • 48% believe it is the same • 39% of residents believe Timaru is a better place to do business than 3 years ago. • 43% believe it is the same	• Increase in local spend by residents, industry and travellers • Increase in new families/businesses settling in Timaru District • Increase in positive perceptions about Timaru District as a place to live, work and play	Measure to be developed Measure to be developed To be reported 30 June 2018		Not measured Not measured Not measured	
	ACTIVITY: EMERGENCY MANAGEMENT						
Level of Service	Performance Measure	Result 2016/17	Target 2017/18	To Dec 312017	To 31 Mar 2018	Status	Comments
Improve individual, community and business awareness of the risks from hazards and assist them to build resilience to emergency events	Community Response Plans (CRP)	Pareora CRP completed to final draft.	Stratheona Huts CRP completed.	Waipopo/Petersens Park CRP substituted due to higher level of perceived risk – process begun	Waipopo/Petersens Park community meetings held, Evacuation Committee formed, and plan begun.	On target	
	Emergency responders and volunteers are prepared for emergencies	The 2016 (calendar year) training was completed by December 2016. A total of 219 volunteers participated - a 26% increase on the previous year. The 2017 (calendar year) training schedule courses have been	Annual volunteer training schedule repared and implemented	Completed for 2017 (calendar year)	Volunteer training schedule for 2018 completed and training has begun with First Aid and coordinator planning session	On target	

		identified with delivery beginning in September 2017.					
	Annual Group Exercise	The annual training exercise was delivered in the second quarter,	Council staff and partner agencies participate in annual group exercise	Annual exercise cancelled due to flood response in July 2017.	Planning underway for Pandora 2018 – using the AF8 event and as Stage 1 of a 3 stage (year) plan.	Not measured	
	ACTIVITY: SAFER COMMUNITIES/PROJECT TURNAROUND						
Level of Service	Performance Measure	Result 2016/17	Target 2017/18	To Dec 31 2017	To 31 Mar 2018	Status	Comments
Respond to existing and new crime trends with community sanctioned initiatives and operate Project Turnaround programme	Timely initiative when crime trends identified	Effectively maintained stakeholder relationships. Aside from the regular addressing of graffiti, South Canterbury continued to be a predominantly incident-free community.	Appropriate response identified within 3 months to existing or new crime issues where feasible	Low numbers of community incidents reported.	Low numbers of community incidents reported	On target	Effectively maintained stakeholder relationships. Aside from the regular addressing of graffiti, South Canterbury continued to be a predominantly incident-free community.
	Ministry of Justice (MoJ) targets.	*Note*: The new Ministry of Justice contract no longer has specific targets. An audit of the Timaru Project Turnaround resulted in a high level of satisfaction with the service provided, and outcomes in line with national trends. Family Violence Forum stakeholder meetings continue to be well attended. Family Violence referrals are a large portion of the Project Turnaround workload.	100% of MoJ targets met	Referrals have continued to remain steady with a similar mix of family violence and standard cases.	Similar number of referrals but significant increase in pre conferences and conferences took place	On target	A 74% increase in pre-conferences and conferences - the majority of the increase were family violence referrals.

	ACTIVITY: SOCIAL HOUSING						
Level of Service	Performance Measure	Result 2016/17	Target 2017/18	To Dec 31 2017	To 31 Mar 2018	Status	Comments
Social housing units are tenanted and well managed Maintain excellent customer service	Occupancy Rate of Social Housing units	95% occupancy was achieved. This is slightly below target due to the need to maintain a balanced tenant mix.	≥ 98% occupancy	96%	96%	On target	
	Tenant Satisfaction Levels	93% tenant satisfaction achieved through a survey of a sample of tenants.	≥ 85% satisfied with social housing units	To be reported 30 June 2018		Not measured	
	Social Housing Requests for urgent service	100% of urgent requests were actioned within 24 hours.	100% of urgent service requests responded to within 24 hours	100%	100%	On target	

COMMUNITY SUPPORT - CAPITAL WORKS (July 2017 – June 2018)

		$ Budget *(GST excl)*	**Status**	**Summary of Progress**	**Expected Completion**
CSA5	**Terminal Upgrade** Upgrading of the terminal at Timaru Airport to cater for the larger aircraft that will be servicing the Timaru - Wellington route from March 2016.	275,000	In progress	Original contract work substantially completed by 31 March 2018. On the 30 January 2018 the work scope was extended to include an upgrade of the terminal toilets. This work is underway.	31 May 2018
CSC3	**Cemeteries - Concrete Beams** Concrete beams are installed in larger cemeteries to mark plot locations and provide a base for memorials.	12,000	In progress	One beam installed in Pleasant Point	June 2018
CSP1	**Public Toilets - Renewals** The renewal or upgrading of public toilets within the district. For 2017/18, this will include the toilet block in Strathallan Street, Timaru and replacing a further rural toilet.	90,000	In progress	Strathallan Street upgrade completed, rural toilet nearly completed	June 2018

		$ Budget *(GST excl)*	Status	Summary of Progress	Expected Completion
CSCD1	**Civil Defence - Communication Equipment** The purchase of radio equipment and other electronic equipment to facilitate communications between field operatives, welfare centres and Area HQs during Civil Defence emergencies.	5,000	Completed	Installation of new VHF radio in Comms Room to replace the unusable SICON radio – new set is for Channel 3 covering link to Mackenzie and Pleasant Point	
CSCD2	**Civil Defence - Sirens** Installation of new warning sirens at either Washdyke, Timaru and Waipopo/Pattersons Park	67,000	In progress	Site inspection in Waimakariri completed. Potential tenderers identified	June 2018
CSCD3	**Civil Defence - Generators** Installation of a new generator at Southern Trust Event Centre to allow the facility to be used as a welfare centre in the event of an emergency.	40,000	In progress	Initial Site inspection by electrician completed. Walkover for CD Centre functional supply completed. Change in requirement for larger generator has resulted in a further investigation for costings and installation by electrician	June 2018
CSH2	**Housing - Refurbishment** The ongoing refurbishment of the Council's social housing units to ensure they remain fit for purpose by replacing ovens, upgrading bathrooms and converting bedsits to units.	110,000	Completed	All itemised work completed	
		$599,000			

Community Support Capital Projects Summary	$
• Completed	115,000
• In Progress	484,000
• Not started	0

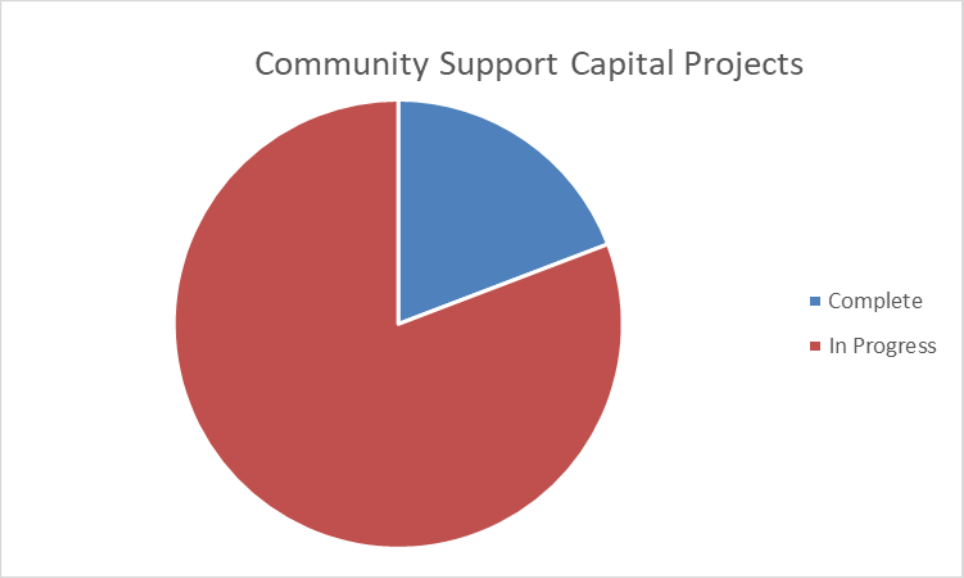

GROUP: DISTRICT PLANNING & ENVIRONMENTAL SERVICES

Progress against the planned work programme to 31 March 2018 and performance measures is summarised below.

HIGHLIGHTS

Building Control

- As a Building Consent Authority (BCA) we engaged in our 2 yearly accreditation audit carried out by International Accreditation New Zealand (IANZ) over 13 to 16 February. We have maintained accreditation and anticipate the next assessment will be in February 2020. It was pleasing to note that IANZ acknowledged *"The BCA was very actively addressing all new requirements"* in reference to the new MBIE guidelines and templates.
- The Earthquake Prone Building (EPB) project plan has been approved and is now being implemented including building owner workshops to be held across the district in May and consultation on identification of Priority Buildings to be undertaken late 2018

District Planning

- Draft Growth Management Strategy decision received
- Resource consent monitoring standard operating procedure complete
- Environmental Services Committee workshop on consultation programme complete

Environmental Health

- On 27 February 2018 Council adopted the Timaru District Consolidated Bylaw 2018, following a review process and consultation.
- Council resolved an emergent issue with the Food Act 2014 for Council's that use contractors. A Food Safety Officer was employed on a casual basis to carry out the enforcement functions for Council as required. Council worked with MPI and our contractor to find a workable solution.
- The Aorangi Dog Pound refresh was completed on budget and is now fit for purpose. Security at the facility has been improved as part of the refresh.

ISSUES

Building Control

- The focus of the Building Unit is on BCA functions. This reduces focus and resources to address other Territorial Authority (TA) responsibilities including Building Warrants of Fitness (BWOFs) audits, following up on outstanding Codes of Compliance Certificates and Certificates of Public Use. While it is building owner's responsibility to ensure they comply with the regulations at all times it is best practice for TAs to proactively audit. Resourcing this function is a challenge faced by many local authorities. A business case to address this issue is currently being prepared.

Environmental Health

- The high amount of rainfall in January and February highlighted a drainage problem at the Timaru District Dog Park. Large pools of standing water gave rise to concerns about the pools harbouring bacteria and potentially making dogs sick. After some consideration of the options, Council fenced off the rear third of the park and secured it behind gates while flooded. Access will be controlled by the gates, dependant on ground conditions with some mitigation action to disperse future flooding to be carried over the next few months.

	DISTRICT PLANNING & ENVIRONMENTAL SERVICES – LEVELS OF SERVICE						
Level of Service	Performance Measure	Result 2017/18	Target 2017/18	To 31 Dec 2017	To 31 Mar 2018	Status	Comments
	26 measures in total, with 19 on target. 6 measures require monitoring and the remaining 1 measure will be reported 30 June 2018.						



	ACTIVITY: BUILDING CONTROL						
Level of Service	Performance Measure	Result 2016/17	Target 2017/18	To 31 Dec 2017	To 31 Mar 2018	Status	Comments
Perform statutory functions as a regulator under key legislation	Retain accreditation as a Building Consent Authority	The next biannual IANZ audit is due in February 2018.	Associated audit processes ensure accreditation status is retained	IANZ audit due February 2018	IANZ audit completed and accreditation retained	On target	Action plan to address outstanding minor non-compliances has been forwarded to IANZ for approval
Deliver timely, efficient processing of consents and related requirements	Building Consent processing within statutory timeframes and average processing time	99.30% of the 1,572 Building Consents were granted and issued within the 20 working day statutory timeframe. The average processing time was 14.4 days. The increased workload, including 11% increase in consents, and an increase in consent enquiries (particularly around Clean Air/Wood burner rules)	• 100% Building consents granted within 20 working days • Average Building consents processing time reduces	88.2% 15.7 days	94.01% 11.49	Monitor On target	External firm engaged to provide contract staff to assist with building consent processing during peak times - aimed at reducing wait time for customers and delivering on our target.

	DISTRICT PLANNING & ENVIRONMENTAL SERVICES – LEVELS OF SERVICE						
Level of Service	Performance Measure	Result 2017/18	Target 2017/18	To 31 Dec 2017	To 31 Mar 2018	Status	Comments
		has impacted on the processing time.					
Provide useful, timely and consistent advice and education on building, planning and regulatory enquiries	Customer satisfaction levels	The Building Unit survey* recorded a 95% customer satisfaction result through an internally conducted survey (*2015/16: 78.60%).* No Council wide survey in 2016/17 as this is conducted biannually. *Small sample size	≥ 74% customers satisfied with building services	72.6%	No survey this period	On target	Building Unit survey – small sample size
Maintain an up-to-date and responsive regulatory policy environment	Maintain an up-to-date and responsive regulatory policy environment	Policies were reviewed in line with the Council Policy Review Programme. Work completed included: • Preparation for the Building (Earthquake-prone Buildings) Amendment Act 2016 which will come into effect on 1 July 2017. This Act places new requirements on Council. • Preparation for the Building (Pools) Amendment Act 2016 which introduces new requirements for Council.	Review policies as dictated by Policy Review Work Programme and legislation	Nil	Earthquake Prone Building policy updated	On target	
	Public buildings comply with	The targeted number of buildings to be inspected has not been met due to	100% of non-compliant public buildings identified	No Building Warrant of Fitness (BWOF) audits	No Building Warrant of Fitness (BWOF) audits	Monitor	While it is the building owners' responsibility to ensure they comply with the BWoF regulations

	DISTRICT PLANNING & ENVIRONMENTAL SERVICES – LEVELS OF SERVICE						
Level of Service	Performance Measure	Result 2017/18	Target 2017/18	To 31 Dec 2017	To 31 Mar 2018	Status	Comments
	public building regulations[1]	continuously high workloads processing priority building consents.	by the audit have had corrective action taken	carried out during this period	carried out during this period		at all times, it is best practice for Territorial Authorities to have an audit programme in place. A business case is currently being developed to proactively look at options to deliver this level of service. This will be referred to the Chief Executive for consideration.
	Swimming Pools comply with swimming pool regulations[2]	The targeted number of pools to be inspected has not been met due to continuously high workloads processing priority building consents. New staffing resource will be in place by 31 July 2017 to enable Council to meet its statutory requirements under the Building (Pools) Amendment Act 2016.	100% of non-compliant swimming pools identified by the audit have had corrective action taken	9 pools inspected – work is required by owners to achieve compliance	This period 77 pools inspected = 13.2% of total pools.	On target	Inspections commenced in December. On target to inspect all pools within the 3 year time frame.
Investigate and respond to public complaints	Respond in a timely fashion to complaints[3]	***Routine Complaints*** 100% response within 10 working days ***Urgent Complaints*** 100% response within 3 working days ***Emergency Complaints*** 100% response within 2 hours	• 100% routine complaints responded to within 10 working days • 100% urgent complaints responded to within 3 working days • 100% emergency[3] complaints	100%	100%	On target	5 routine complaints received. 100% of these responded to within 48 hours. No other complaints received.

	DISTRICT PLANNING & ENVIRONMENTAL SERVICES – LEVELS OF SERVICE						
Level of Service	Performance Measure	Result 2017/18	Target 2017/18	To 31 Dec 2017	To 31 Mar 2018	Status	Comments
			responded to within 2 hours				
	[1] Measured from an audit of 5% of public buildings conducted during the year. Buildings non-compliant are followed up by the Building Unit to ensure compliance is achieved. [2] Measured from an audit of 10% of swimming pools conducted during the year. Swimming Pools non-compliant are followed up by the Building Unit to ensure compliance is achieve [3] Response refers to contact with the complainant and not necessarily a resolution to the issue						
	ACTIVITY: DISTRICT PLANNING						
Level of Service	Performance Measure	Result 2016/17	Target 2017/18	To Dec 31 2017	To 31 Mar 2018	Status	Comments
Deliver timely, efficient processing of consents and related requirements	Resource Consent Processing within statutory timeframes and average processing time	99.3% of the 212 resource consents were processed within the 20 day statutory timeframe (non-notified) and 70 working days (notified)	• 100% processed within 20 working days (non-notified) or 70 working days (notified)	100%	100%	On target	
	All Resource Consent decisions, reports and other written material are robust and defensible	79% of resource consents were processed within 80% of the prescribed time	• 90% of resource consents processed within 80% of the prescribed time	94%	96%	On target	
		Average processing time was 12.16 days	• Average processing time reduces	12.49 days	13 days	Monitor	
		There were zero objections to consent conditions for the year	• Successful objections and appeals limited to less than 3 per year	Zero objections	1 successful objection	On target	
Provide useful, timely and consistent advice and education on building,	Customer satisfaction levels	The District Planning Unit survey* recorded an 88% customer satisfaction result through an	≥ 60% customers satisfied with district planning services	90%	89.6%	On target	District Planning Unit survey. Small sample size

	DISTRICT PLANNING & ENVIRONMENTAL SERVICES – LEVELS OF SERVICE						
Level of Service	Performance Measure	Result 2017/18	Target 2017/18	To 31 Dec 2017	To 31 Mar 2018	Status	Comments
planning and regulatory enquiries		internally conducted survey *(2015/16: 92%).* No Council wide survey in 2016/17 as this is conducted biannually *small sample size					
Maintain and up to date and responsive regulatory policy environment	Maintain up to date knowledge of legislation and regularly review policy	No policies requiring review during 2016/17	Review policies as dictated by Policy Review Work programme and legislation	Nil	Road Naming Policy under review	On target	
Investigate and respond to public complaints	Response[1] time to complaints	***Routine Complaints*** 100% response within 10 working days ***Urgent Complaints*** 100% response within 3 working days ***Emergency Complaints*** 100% response within 2 hours	• 100% routine complaints responded to within 10 working days • 100% urgent complaints responded to within 3 working days • 100% emergency complaints responded to within 2 hours	100%	100%	On target	
	Compliance of Resource Consents with conditions issued	Achieved. 45% of resource consents were monitored within 3 months of the consent being given effect to This is significantly lower than target due to a focus on the District Plan review, therefore insufficient resource available for	100% of the consents monitored within 3 months of the consent being given effect to	5%	Significant progress has been made on the monitoring the backlog of resource consents	Monitor	Historically the monitoring of resource consents has been under resourced so a backlog has built up. This backlog is being addressed as a priority to bring monitoring up to date within the next six months. We will only be able to collect data on this target once the

	DISTRICT PLANNING & ENVIRONMENTAL SERVICES – LEVELS OF SERVICE						
Level of Service	Performance Measure	Result 2017/18	Target 2017/18	To 31 Dec 2017	To 31 Mar 2018	Status	Comments
		resource consent monitoring.					new consent monitoring system is put in place
	ACTIVITY: ENVIRONMENTAL HEALTH						
Level of Service	Performance Measure	Result 2016/17	Target 2017/18	To 31 Dec 2018	To 31 Mar 2018	Status	Comments
Perform statutory functions as a regulator under key legislation	Retain accreditation as a Food Registration Authority[1]	Accreditation is not currently a requirement of food safety legislation unless Council elects to pursue verification activities in relation to Custom Food Control Plans (accreditation to ISO/IEC 17020 Type A required as well as a Quality Management System - a system is currently being developed). Council does however perform its statutory functions under the Food Act 2014 via a contract with Food and Health Standards Ltd	Associated audit processes ensure accreditation status is retained	Statutory functions performed as required by legislation	Statutory functions performed as required by legislation	On target	
Provide useful, timely and consistent advice and education on building, planning and regulatory enquiries	Customer satisfaction levels	No Community survey in 2016/17 as this is conducted biannually. The 2015/16 Community Survey questioned respondents on specific services within Environmental Health Services *(Note: sample*	≥ 80% customer satisfaction	To be reported 30 June 2018		Not measured	Part of biannual community survey to be reported June 2018

	DISTRICT PLANNING & ENVIRONMENTAL SERVICES – LEVELS OF SERVICE						
Level of Service	Performance Measure	Result 2017/18	Target 2017/18	To 31 Dec 2017	To 31 Mar 2018	Status	Comments
		sizes were small for all services): Animal Control: 71% customer satisfaction Liquor Licensing: 88% customer satisfaction Licensing of premises: 46% customer satisfaction					
Maintain an up-to-date and responsive regulatory policy environment	Maintain an up-to-date and responsive regulatory policy environment	Policies were reviewed in line with the Council Policy Review Programme. Work completed included: • Class 4 Gambling Venue and Board Venue Policy • Local Alcohol Policy - preparation for evaluation of policy initiated. Preparation for the review of the 2013 Consolidated Bylaw.	Review policies as dictated by Policy Review Work Programme and legislation	Bylaw review	Bylaw review	On target	Bylaw Review completed. New Consolidated Bylaw adopted on 27 February 2018.
Register known dogs	Percentage of known dogs in District registered	98.5% of known dogs were registered. Compliance with registration requirements continue to be high.	≥ 95% known dogs registered in registration year	98.3%	99.5%	On target	
Ensure food and liquor premises inspected are safe and comply with rules	Carry out audits and/or inspections of registered food premises (those	92% of food premises in the Mackenzie, Waimate and Timaru Districts, on a Food Control Plan, were audited *(190 of the 205 premises on a FCP)*.	• ≥80% of premises on FCPs have undergone audit.	58%	78%	On target	Not all food businesses under an FCP are audited within a 12 month period. The new regime rewards good operators with less frequent audits. Less proficient operators

	DISTRICT PLANNING & ENVIRONMENTAL SERVICES – LEVELS OF SERVICE						
Level of Service	Performance Measure	Result 2017/18	Target 2017/18	To 31 Dec 2017	To 31 Mar 2018	Status	Comments
	premises under a Food Control Plan (FCP) and those not under a FCP), bylaws premises, health premises and liquor premises	86% of food premises in the Mackenzie, Waimate and Timaru districts, not on a Food Control Plan, were audited *(190 of the 221 premises not on a FCP).*	• ≥ 80% of premises not on FCPs have been inspected.	17%	41%	Monitor	conversely have their audit frequency increased. Some can elect to go on a National Programme, and simply be registered by TDC but inspected by a third party verifier other than TDC. This legislated change in approach will change revenue streams slightly and work programmes, but is allowed for in the performance measures for the 2018-2028 LTP. 80% of premises will be inspected by 30 June 2018.
		88% of health regulated and Bylaw regulated premises were inspected *(507 of the 575 health premises)*	• ≥ 80% of health regulated premises and Bylaw regulated premises have been inspected.	15%	27%	Monitor	
		7 premises were non-compliant at the first visit. 100% of these were compliant at re-inspection.	• 100% of non-compliant premises found above (food and health premises) subsequently complaint	100%	100%	On target	
		100% of liquor premises monitored were compliant *(113 of 135 liquor premises were inspected)*	• 95% of liquor establishments monitored annually are compliant	100%	100%	On target	45% of liquor establishments have been monitored *Note – Timaru District data only
Investigate and respond to public complaints	Response[3] time to complaints	***Routine Complaints*** 100% response within 10 working days	• 100% routine complaints responded to within 10 working days	100%	100%	On target	

	DISTRICT PLANNING & ENVIRONMENTAL SERVICES – LEVELS OF SERVICE						
Level of Service	Performance Measure	Result 2017/18	Target 2017/18	To 31 Dec 2017	To 31 Mar 2018	Status	Comments
		Urgent Complaints 100% response within 3 working days	• 100% urgent complaints responded to within 3 working days	100%	100%		
		Emergency Complaints* 100% response within 2 hours	• 100% emergency[3] complaints responded to within 2 hours	100%	100%		

	DISTRICT PLANNING & ENVIRONMENTAL SERVICES - CAPITAL WORKS (July 2017 – June 2018)				
		$ Budget *(GST excl)*	**Status**	**Summary of Progress**	**Expected Completion**
DP1	**District Plan Review** A major overhaul and review of the Timaru District Council District Plan. The review is prescribed to take place by legislation every 10 years and will take several years to complete.	908,838	In progress	Scoping & discussion document stages complete Research stage in progress; Drafting stage due to commence July 2018	Total project completion 2024/25
RS1	**Animal Control - Signage** Replacement of dog control signage throughout the district	5,000	In progress	New signs designed and installed for the new penguin friendly dog prohibited areas. Audit of remaining signage underway	June 2018
		$913,838			

District Planning and Environmental Services Capital Projects Summary	$
• Completed	0
• In Progress	913,838
• On Hold	0



GROUP: RECREATION & LEISURE

Progress against the planned work programme to 31 March 2018 and performance measures is summarised below.

HIGHLIGHTS

Cultural & Learning Facilities

Art Gallery

- *Nga Hau Ngakau (Breath of Mine)* A Maori exhibition of paintings by Robin Slow and carvings of taonga puoro by Brian Flintoff, with music by Bob Bickerton, Ariana Tikao, Solomon Rahui and Holly Tikao-Weir. An interpretive book and CD was prepared by the artists and sold out during the show's exhibition. A visually inspiring show in the main gallery which drew upon ancestral Maori tradition
- *Gallery 91* an exhibition curated by Petrena Fishburn celebrated Christchurch's first contemporary dealer gallery and used collection works from our permanent collection who were represented by Gallery 91. The gallery operated for 10 months in 1959.
- *Blue Gold* an exhibition by local artist Claire Earlie Maxwell. It combines digital images drawn from her Irish heritage, utilises Celtic myth deities and symbols placed in New Zealand landscape to create a conversation about New Zealand's changing landscape.
- *Collection moments in time 19th Century* - using the Aigantighe collection in context to world Art history
- *Urban worlds* - a group exhibition exploring the complexities and histories of our urban environment and perceptions of cities, towns and public spaces now and in the future

Halls and Theatres

- Exterior maintenance of Theatre frontage completed March 2018

Libraries

- Outreach activities -Talks given community groups about the range of services offered by the libraries
- Children's' service enhancements – courtyard shade sails Timaru, coloured noticeboards Geraldine, booking system established for attendance at School Holiday Programmes in Timaru
- South Canterbury Literacy classes held at Temuka Library
- Census support given at each Library
- Facebook demystify session – Geraldine
- RFID project commenced - Security gates installed at Geraldine, RFID installation underway

Museum

- Busy summer holiday period with successful outdoor holiday programmes exploring district nature
- LEOTC school student target for period exceeded
- Extremely popular music event held on 17 Feb with over 1,000 attendees

Swimming Pools

- PoolSafe accreditation successfully completed for all 4 pools
- Skylight replacement and flooring resurfacing at STEC successfully completed on time
- Multiple school swimming sports successfully held at CBay
- Programme Room extension 90% complete – AgeFit, TeenFit and other classes are loving the new bigger space. New Mums and Bubs class fully subscribed and due to start in May.

ISSUES
Art Gallery • Storage of operational materials is having an impact on the working environment in the gallery • The air conditioning unit for the galleries main spaces compressor was replaced due to it being faulty
Parks and Recreation • Flood and wind event caused damage to tracks and trees on 21 July • Extremely wet spring with prolific growth

	RECREATION & LEISURE						
Level of Service	Performance Measure	Result 2016/17	Target 2017/18	To 31 Dec 2017	To 31 Mar 2018	Status	Comments

49 measures in total, with 35 on target.

All 11 "not measured" will be reported 30 June 2018.

1 measure is being monitored as numbers are slightly lower than expected. 2 measures are considered off target.

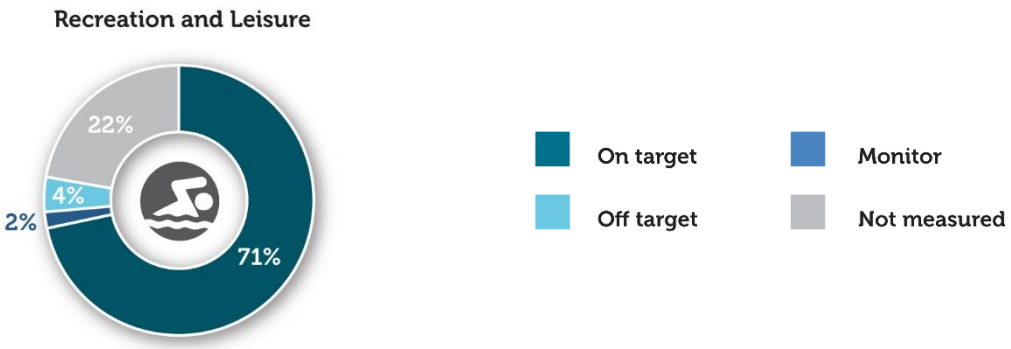

	ACTIVITY: ART GALLERY						
Level of Service	Performance Measure	Result 2016/17	Target 2017/18	To 31 Dec 2017	To 31 Mar 2018	Status	Comments
Recreation and leisure facilities, programmes and materials are accessible to district residents, schools and visitors	Visitors to the Art Gallery per year	Art Gallery - 23,971, including outreach visits	≥22,000	Total Gallery visits: 12,694 Outreach visits: 4000	Total Gallery visits: 15,719 Outreach visits: 4000	On target	In gallery visitor numbers have dropped due to the House Gallery closure, and a perception by some that this means the whole Gallery is closed.
	Online users - Art Gallery	Art Gallery - there were 3,380 users to the main Art Gallery website page (2015/16: 3,125). Of these 2,250 were new visitor sessions, an increase of 2.2% (2015/16: 2,010). In addition there were 2,595 Facebook page likes, 513 shares and 794 followers	Number of online users increases annually	To be reported 30 June 2018		Not measured	
	School visits to Art Gallery	50 school visits to the Art Gallery, including 37 schools visiting during Artarama 2016.	≥50 school visits	32 school visits	36 school visits	On target	
Provide high quality experience at the district recreation & leisure facilities	Overall satisfaction with facilities	96% resident satisfaction	No survey 2016/17	To be reported 30 June 2018		Not measured	Part of biannual community survey to be reported June 2018
	Visitors and User satisfaction levels	98% user satisfaction was achieved.	No survey 2016/17	To be reported 30 June 2018		Not measured	Part of biannual community survey to be reported June 2018
Recreation and leisure facilities provide regular and varied exhibitions and community programmes to	Provide holiday programmes	Art Gallery: 4	Provide 4 holiday programmes	2 programmes completed	3 programmes completed	On target	Successful Easter holiday promotion was delivered
	Annual exhibitions	24 exhibitions were held during the year.	≥16 exhibitions	9 exhibitions have been held in the	12 exhibitions have been held in the	On target	Due to the closure of the House Gallery there has been a focus to exhibit works from the Gallery's collection. To date 95 works from

	ACTIVITY: ART GALLERY						
Level of Service	Performance Measure	Result 2016/17	Target 2017/18	To 31 Dec 2017	To 31 Mar 2018	Status	Comments
support community wellbeing				Main Gallery and Foyer	Main Gallery and Foyer		the collection have been exhibited in the Main Gallery and Foyer.
Recreation and leisure facilities are safe, fit for purpose and well maintained	Facilities meet legislative safety requirements	Art Gallery: All requirements are current	Building Warrant of Fitness (WOF), fire regulations and licence requirements are current.	All requirement are current	All requirement are current	On target	
	Annual maintenance programme	Art Gallery: Maintenance work and capital projects completed with the exception of new security cameras which is still underway.	100% maintenance and work programme achieved within budget and timeframes	Progressing	Progressing	On target	Art Gallery: All capital projects are on track, with the exception of work relating to the closed House Gallery and storage expansion.
Collections of local heritage and art objects, records and information preserved for and available to the community and visitors	Cataloguing and re-cataloguing of new acquisitions and existing collection works at the Art Gallery	All 92 new acquisitions have been catalogued into the collection. This is a substantial increase on the previous year due to bequests. 238 existing art works have been recatalogued.	All new acquisitions are catalogued, 50 collection works are re-catalogued annually	8 new art works have been accessioned into the collection. 166 records have been updated on Past Perfect (the Gallery's collection management software) 112 art works in the Gallery's collection have been condition reported	28 new art works have been accessioned into the collection. 184 records have been updated on Past Perfect (the Gallery's collection management software. 270 art works in the Gallery's collection have been condition reported.	On target	
	Preservation of artworks at the art gallery	16 art works have been conserved for the collection. Funding for the majority of this work was provided by the Friends of Aigantighe as part of preparation for the Diamond Anniversary celebration.	≥3 art works conserved through budgeted funding and from funding from Friends of the Aigantighe annually	1 art work conserved	4 art works conserved	On target	The Friends of the Aigantighe continue with fund raising to conserve 2 works from the collection: Don Binney, Green Autumn Te Henga, 1965 and

	ACTIVITY: ART GALLERY						
Level of Service	Performance Measure	Result 2016/17	Target 2017/18	To 31 Dec 2017	To 31 Mar 2018	Status	Comments
							Thomas Kennington, The Mother, 1895. These are scheduled to be conserved by the end of the financial year.
	ACTIVITY: HALLS AND THEATRES						
Level of Service	Performance Measure	Result 2016/17	Target 2017/18	To Dec 31 2017	To 31 Mar 2017	Status	Comments
Recreation and leisure facilities are safe, fit for purpose and well maintained	Facilities meet legislative safety requirements	Theatre Royal: Theatre Royal: Upgrading work has been deferred for consultation as part of the 2018-28 LTP.	100% maintenance and capital work programme achieved within budget and timeframe	Progressing	Progressing	On target	Routine maintenance items are responded to as required. These are generally minor in nature.
		Theatre Royal: All requirements are current.	Building WOF, fire regulations and licence requirements are current.	Progressing	Progressing	On target	Inspections are scheduled on regular cycles and carried out by approved contractors.

	ACTIVITY: LIBRARIES						
Level of Service	Performance Measure	Result 2016/17	Target 2017/18	To 31 Dec2017	To 31 Mar 2018	Status	Comments
Recreation and leisure facilities, programmes and materials are accessible to district residents, schools and visitors	Library visits per capita per year	Library - 10.5 visits per capita *(based on population 43,929, foot traffic count all libraries 324,586)*.	≥12.3 visits per capita annually	3.48	5.20	Off target	There has been a significant increase in access to online material rather than physical visits to the libraries, particularly the newspapers through Press Reader
	Library issues of materials per year	585,596 library issues.	≥690,000 issues per year	290,832	435,378	On target	
	Aotearoa People's Network Kaharoa (APNK) Wifi library sessions per year	92,274 sessions	≥103,000 sessions per year	40,827	63,824	Off target	Sessions have been reducing in recent years due to the increased availability of free WiFi around the district.
	Stock turnover at Libraries per year	A stock turnover of 4.17 was achieved	≥4 average issues per item per year	2.06	3.12	On target	
Provide a high quality visitor or user experience at district facilities	Overall satisfaction with facilities	94% resident satisfaction	≥91% resident satisfaction	To be reported 30 June 2018		Not measured	Part of biannual community survey to be reported June 2018
	Visitor and User satisfaction	93% user satisfaction	≥97% resident satisfaction	To be reported 30 June 2018		Not measured	Part of biannual community survey to be reported June 2018

	ACTIVITY: LIBRARIES						
Level of Service	Performance Measure	Result 2016/17	Target 2017/18	To 31 Dec 2017	To 31 Mar 2018	Status	Comments
Recreation and leisure facilities provide regular and varied exhibitions and community programmes to support community wellbeing	Provide holiday programmes	4 holiday programmes provided	Provide 4 holiday programmes	2 holiday programmes provided	3 holiday programmes provided	On target	In addition a reading challenge programme has been offered
	Online database 'hits' at district libraries	19,846 database hits (excluding Press Reader) 188,185 website hits	≥59,000 hits per year (LTP target) Redefined measure for 2017/18: 1.Online searches(website & catalogues) 2. Database searches, including PressReader	167,484 website & catalogue searches 111,636 database searches including PressReader	257,798 website & catalogue searches 181,136 database searches including PressReader	On target	Measure has been redefined to report more meaningful data
Recreation and leisure facilities are safe, fit for purpose and well maintained	Facilities meet legislative safety requirements	All requirements are current	Building Warrant of Fitness (WOF), fire regulations and licence requirements are current.	All requirements are current	All requirements are current	On target	Chemical Hazard registers have been completed. Asbestos management plans received
	Annual maintenance programme at Library	Purchase of books and resources completed. Work on installing the self check out system is underway. Investigations regarding the Timaru Library roof and carpet replacement are underway.	100% maintenance and capital work programme achieved within budget and timeframe	Underway	Underway	On target	Timaru Library roof, heating system upgrade and carpet replacement deferred to 2018/19

	ACTIVITY: MUSEUM						
Level of Service	Performance Measure	Result 2016/17	Target 2017/18	To 31 Dec 2017	To 31 Mar 2018	Status	Comments
Recreation and leisure facilities, programmes and materials are accessible to district residents, schools and visitors	Visitors per year at Museum	23,631 visitors, including school student users	≥25,000 visitors (incl school student users)	11,813	18,719	On target	
	School student users at Museum	6,689 school student users at the museum	To be confirmed. Dependent on external funding	2,789	4,484	On target	The Learning Outside the Classroom target set by the Ministry of Education is 3,500
	Online users to Museum	6,931 users to the main Museum website page. Of these 6,845 were new visitor sessions In addition there were 1,379 Facebook likes	Number of online users increases annually	To be reported 30 June 2018		Not measured	
Provide a high quality visitor or user experience at district facilities	Resident satisfaction with facilities	94% resident satisfaction	≥80% resident satisfaction	To be reported June 2018		Not measured	Part of biannual community survey to be reported June 2018
	Visitors and User satisfaction	96% user satisfaction was achieved.	≥95% user satisfaction	To be reported June 2018		Not measured	Part of biannual community survey to be reported June 2018
Recreation and leisure facilities provide regular and varied exhibitions and community programmes to support community wellbeing	Provide holiday programmes	4 holiday programmes provided	Provide 4 holiday programmes	2 holiday programmes provided	3 holiday programmes provided	On target	Programmes included Craft activities, 1970's games, nature field trips – fossils at Evans crossing, specimen viewing sessions at museum
	Presentations and published information	• 6 presentations delivered • 51 external articles written • 200 items added to collections online web page. This is lower than target as the focus has been on other aspects of the museum collection • 140 Facebook posts • 4 exhibitions held during the year	≥5 presentations, 50 external articles, 500 items added to collections online webpage and 30 Facebook posts	• 3 presentations • 27 external articles • 350 items added to online collections database and 20 Facebook posts	• 4 presentations • 38 external articles • 400 items added to online collections database and 38 Facebook posts made	On target	

	ACTIVITY: MUSEUM						
Level of Service	Performance Measure	Result 2016/17	Target 2017/18	To 31 Dec 2017	To 31 Mar 2018	Status	Comments
	Annual exhibitions	4 exhibitions held during the year	4 exhibitions per year	2	3	On target	
Recreation and leisure facilities are safe, fit for purpose and well maintained	Facilities meet legislative safety requirements	All requirements are current	Building Warrant of Fitness (WOF), fire regulations and licence requirements are current.	Requirements current	Requirements current	On target	
	Annual maintenance programme at Museum	Maintenance work and capital projects completed with the exception of the final work on the heating system.	100% maintenance and work programme achieved within budget and timeframes	Progressing	Progressing	On target	
Collections of local heritage and art objects, records and information preserved for and available to the community and visitors	Acquisitions to museum	A total of 98 acquisitions were made, and these were in line with the requirements of the Museum Collection policy. The Museum is now actively accepting less into the collection due to space constraints.	Targeted acquisitions are made in alignment with the Museum Collection Policy	81 acquisitions	119 acquisitions	On target	
	% of collection items held in acceptable conditions at Museum	Between 90-95% of the Museum collection items are held in acceptable conditions. This is a collation of the following components: • Environmental conditions: 100% of collections housed in acceptable conditions • Security: 100% of collections in secure monitored areas • Pest Control: 100% of collections in areas	≥95% of collection held in acceptable conditions	93%	93%	On target	Estimated percentage

	ACTIVITY: MUSEUM						
Level of Service	Performance Measure	Result 2016/17	Target 2017/18	To 31 Dec 2017	To 31 Mar 2018	Status	Comments
		monitored and controlled for pests • Physical Protection: Approx 85-90% of collections maintained with physical protection measures • Chemical deterioration: approximately 80-85% of collections held in chemically-neutral enclosures • Light protection: 100% of collations held in acceptable lighting conditions to minimise over-exposure					
	% of collection items documented to acceptable standards at the Museum	At least 90% of the Museum collection items have been documented to acceptable standards. (Note: % is based on estimate of known collections - exact number is difficult to precisely quantify).	≥95% of collection documented	95%	95%	On target	Estimated percentage Continuing documentation projects have been maintained
Develop and maintain Recreation and Leisure facilities to meet future expectations and demand	% of long term displays modified at the Museum	≥ 40% of long term displays have been modified. This increased target has been able to be achieved now that Stage 1 of the Mezzanine Floor upgrade project has been completed.	≥2% long term displays modified	To be reported 30 June 2018	To be reported 30 June 2018	Not measured	Once Stage 2 of the Mezzanine Floor upgrade has been completed, further long term displays will be able to be modified

	ACTIVITY: PARKS & RECREATION FACILTIES						
Level of Service	Performance Measure	Result 2016/17	Target 2017/18	To 31 Dec 2017	To 31 Mar 2018	Status	Comments
Provide a high quality visitor or user experience at district facilities	Resident satisfaction with facilities	No survey 2016/17 as this is conducted biannually. *2015/16*: 86% resident satisfaction.	≥90% or greater	To be reported 30 June 2018		Not measured	Part of biannual community survey to be reported June 2018
	Visitors and User satisfaction	No survey 2016/17 as this is conducted biannually. *2015/16*: 86% resident satisfaction and 87% visitor satisfaction was achieved.	≥92% or greater	To be reported 30 June 2018		Not measured	Part of biannual community survey to be reported June 2018
Recreation and leisure facilities provide regular and varied exhibitions and community programmes to support community wellbeing	Learn to Swim lessons and Aqua Fitness classes	Over 40,000 swim lessons completed Over 350 Aqua Fitness classes held	• ≥ 20,000 lessons annually • ≥300 aqua fitness classes annually	21,095 swim lessons 200 aqua fitness classes	32,000 swim lessons 320 aqua fitness classes	On target On target	
Recreation and leisure facilities are safe, fit for purpose and well maintained	Facilities meet legislative safety requirements (swimming pools)	PoolSafe have delayed the 2016/17 inspection visit. All other requirements are current.	Building Warrant of Fitness (WOF), fire regulations and licence requirements are current.	Pool safe requirements have been met	Pool safe requirements have been met	On target	PoolSafe accreditation successfully completed for all 4 pools

	ACTIVITY: PARKS & RECREATION FACILTIES						
Level of Service	Performance Measure	Result 2016/17	Target 2017/18	To 31 Dec 2017	To 31 Mar 2018	Status	Comments
	Maintenance and Capital Work programmes achieved	Swimming Pools: Renewal of heating plant and equipment at Geraldine was substantially completed. The CBay 50M pool plant replacement will be completed prior to the 2017/18 swimming season.	100% maintenance and capital work programme achieved within budget and timeframe.	Progressing	Progressing	On target	
	Sportsfield grass lengths maintained with specified conditions	There was 100% compliance with contract conditions for grass lengths.	95% compliance with contract standards	100%	90%	Monitor	Some issues experienced with extreme growth and wet conditions over extended period
	Closure of playgrounds due to safety risks[1]	No closures of playground equipment were necessary due to safety issues.	No closures of playground equipment due to safety issues	No closures	No closures	On target	
Develop & maintain facilities to meet future expectations and demand	Parks hectares per 1,000 district residents	13.9 park hectares per 1,000 residents.	12.5 hectares parks per 1,000 district residents	14 ha	14ha	On target	14 ha/1000 based on 617 ha with population rounded to 44k based on 2013 census.
	Playgrounds per 1,000 children under 15	5.3 playgrounds per 1,000 residents under 15 years of age. ***Error in LTP target should be 5.3 rather than 0.93*	5.3 playgrounds per 1,000 residents under 15 years of age	5.3	5.3	On target	5.3 playgrounds based on 43 playgrounds with population rounded to 8k under 15 yrs from 2013 census.
	Length of off-road walking and biking tracks	There are 56km of off-road tracks as at 30 June 2017, with the addition of tracks at Otipua Wetlands and Barker/Hislop Street, Geraldine.	51km of off-road walking and biking tracks	56km	56km	On target	
	Trevor Griffiths Rose Garden and Timaru Botanic Gardens retained	Trevor Griffiths Garden is assessed as Garden of National Significance. Timaru Botanic Gardens has been reassessed as	1 Garden of National Significance and 1	Garden of National Significance: 1	Garden of National Significance: 1	On target	Both gardens retain 5 star rating.

	ACTIVITY: PARKS & RECREATION FACILTIES						
Level of Service	Performance Measure	Result 2016/17	Target 2017/18	To 31 Dec 2017	To 31 Mar 2018	Status	Comments
	as Gardens of Significance	5 Star (Garden of National Significance).	Garden of Significance	Garden of Significance: 1	Garden of Significance: 1		

RECREATION & LEISURE - CAPITAL WORKS (July 2017– June 2018)

		$ Budget *(GST excl)*	**Status**	**Summary of Progress**	**Expected Completion**
RLAG1	**Art Gallery - Sevicke-Jones Bequest** Funding used for the purchase of art works from the Sevicke-Jones bequest.	600	Completed		
RLAG2	**Art Gallery – Lattimore Bequest** Funding used for the purchase of art works from the Lattimore bequest.	2,200	In progress	On track	June 2018
RLAG3	**Art Gallery - Art Works** Funding used for the purchase of art works from rates.	6,200	In progress	On track	June 2018
RLAG4	**Art Gallery – Building Renewals/Extension** Refurbishment of Art Gallery buildings and additions/extensions to the Art Gallery's art stores for growing collection to ensure art works are housed in suitable conditions.	500,000	Not started	The project to expand the Gallery's storage capacity is currently pending due to the closure of the House Gallery and is being reviewed through the Council's Long Term Plan process.	To be carried forward
RLAG6	**Art Gallery - Furniture and Equipment** Purchase of furniture and equipment for the art gallery.	15,000	In progress	The Gallery is currently identifying and prioritising what equipment is required to effectively operate and meet visitor needs	June 2018
RLAG7	**Art Gallery – Mackay Bequest** Funding used for the purchase of art works from the Mackay bequest.	7,000	In progress	On track	June 2018
RLHT4	**Halls & Theatres – Renewals** Renewals of stage lighting at the Theatre Royal as required, with the intention to slowly convert to LED stage lighting as bulbs fail.	7,000	In Progress	New stage lighting safety strip in place. Site manager is replacing lights as current lighting expires	June 2018

	ACTIVITY: PARKS & RECREATION FACILTIES						
Level of Service	Performance Measure	Result 2016/17	Target 2017/18	To 31 Dec 2017	To 31 Mar 2018	Status	Comments
RLHT7	**Halls & Theatres - Furniture and Equipment Replacements** Replacement of furniture and equipment in any community halls in the district as required.	4,000	In Progress	Replacements 70% complete			June 2018
RLDL1	**Libraries - Purchase Books and Resources** Funding used for the purchase of books and resources to ensure the district's libraries are able to deliver a high level of service to the community.	350,000	In progress	On track			June 2018
RLDL2	**Libraries - Dowling Bequest** Funding provided by the Dowling bequest for the purchase of Christian books.	3,000	In progress	On track			June 2018
RLDL3	**Libraries - MacKay Bequest** Funding provided by the MacKay bequest for the purchase of art literature.	7,000	In progress	On track			June 2018
RLDL4	**Libraries - Equipment/Furniture** Purchase of equipment and furniture for the district libraries and service centres.	4,000	In process	On track			June 2018
RLDL6	**Libraries – Self-Check Out** The installation of a self-check out system at the Timaru Library	48,500	In progress	Security gates installed at Geraldine Library. Security gates and self check stations to be installed at Timaru Library by the end of the financial year.			June 2018
RLDL7	**Libraries - Replacement of Library Carpets** As carpets in the district's libraries come to the end of their useful life they will be replaced	155,000	Not started	Deferred to 2018/19 financial year for Timaru & Geraldine. 2020/21 Carpet replacement at Temuka			Carry forward
RLD9	**Libraries – Timaru heating system upgrade** Upgrade of the heating system for the Timaru Library to ensure there is adequate heating for users.	5,000	Not started	To be included in the roofing project 2018/19			Carry forward

	ACTIVITY: PARKS & RECREATION FACILTIES						
Level of Service	Performance Measure	Result 2016/17	Target 2017/18	To 31 Dec 2017	To 31 Mar 2018	Status	Comments
RLDL10	**Libraries - Timaru Library Roof** The roof of the Timaru Library is approaching the end of its useful life and is to be replaced.		708,700	Not started	Deferred to 2018/19 financial year Costings for project have been itemised		Carry forward
RLSP1	**Swimming Pools - Geraldine Pool Renewals** Renewals of heating plant and equipment at the Geraldine Pool.		11,100	Completed			
RLSP2	**Swimming Pools –Temuka Pool Upgrade/Renewals** Refurbishment of the 33m Temuka swimming pool		108,400	In progress	Awaiting confirmation of pricing and options, then public consultation will commence		June 2018
RLSP3	**Swimming Pools – Caroline Bay Trust Aoraki Centre – Renewals** Renewals including extensions to the Programme room at CBay to cater for increased demand for group fitness classes.		190,000	In progress	Programme room extension complete. Now just awaiting storage cupboard and stage. Work continuing on upgrade of staff room area in Maori Park building		May 2018
RLSP4	**Swimming Pools – Pleasant Point- Renewals** Swimming pools renewals at Pleasant Point pool		3,100	Completed	Defibrillator purchased		
RLPR1	**Parks and Recreation - Courts Resurfacing** Progressing projects to resurface sports artificial surfaces including tennis, netball, hockey and cycling in a number of locations across the district.		265,000	In progress	Pleasant Point courts renewal progressing well		June 2018
RLPR2	**Parks and Recreation - Structures** Replacement of retaining walls, bridges and minor structures in the district's parks. A major project for 2017/18 is replacement of the Centennial Park bridge.		482,800	Not started	Tenders have been called for bridge work		June 2018

	ACTIVITY: PARKS & RECREATION FACILTIES						
Level of Service	Performance Measure	Result 2016/17	Target 2017/18	To 31 Dec 2017	To 31 Mar 2018	Status	Comments
RLPR3	**Parks and Recreation - Reseal Programme** Resurfacing of the hard surfaces in the district's parks, as they come to the end of their useful life.	129,600	Completed	Sir Basil Arthur car park resurfaced			
RLPR4	**Parks and Recreation - Replace/Install new Playground Equipment and Under-surfacing** Replacement of playground equipment and under-surfacing in the district's parks and the installation of new equipment or undersurfacing in district playgrounds.	61,700	In progress	Botanic Gardens playground side replacement underway			June 2018
RLPR5	**Parks and Recreation - Furniture and Signs** Replacement and installation of new park furniture and signage	22,000	In progress	Work completed in Timaru and Temuka			June 2018
RLPR6	**Parks and Recreation – Fences** Replacement of fences in the district's parks.	15,900	Not started	This is allocated on a needs basis following agreement with neighbouring landowners, to comply with the Fencing Act 1978			June 2018
RLPR7	**Parks and Recreation – Services** Replacement of parks services such as water mains, drains and culverts.	12,900	In progress	Water pump in Alexandra Square replaced and irrigation at Caroline Bay renewed			June 2018
RLPR8	**Parks and Recreation – Rural Plantings** Rural plantings at the district's parks.	3,500	Not started	Planting programmed for picnic area Te Moana Gorge, and will be completed by 30 June 2018			June 2018

	ACTIVITY: PARKS & RECREATION FACILTIES						
Level of Service	Performance Measure	Result 2016/17	Target 2017/18	To 31 Dec 2017	To 31 Mar 2018	Status	Comments
RLPR9	**Parks and Recreation - Temuka Domain Development** The continuing re-development of the Temuka Domain. Capital expenditure includes roading, carparks, relocate monuments, planting, earthworks, aviary alterations, footpaths and signage.		160,000	In progress	Former house site being developed around monuments with paths, paving, lawn and gardens. The whole project is staged over 10 years		June 2018
RLPR10	**Parks and Recreation - Shared Urban Tracks** The implementation and development of the Off-road walking and biking strategy. Planned is ongoing work on the Scarborough Coastal Track and more progress towards completing other tracks in the district.		110,900	Not started	Negotiations for land access protracted		June 2018
RLPR11	**Parks and Recreation - Walkway Esplanade Enhancement** The redevelopment of walkways and planting along esplanade strips.		34,400	In progress	Barton Road, Woodbury and Otipua work is underway		June 2018
RLPR13	**Parks and Recreation - Esplanade Reserves Acquisition** Purchase of land for esplanade reserves.		51,400	Not started	Dependant on subdivisions		June 2018
RLAM1	**Museum – Exhibition Upgrades** Upgrade of exhibition areas in the South Canterbury Museum to ensure the continued delivery of a high level of service		75,000	In progress	New displays cases installed, building work completed, object selection and label-writing underway		June 2018
RLAM4	**Museum - Shelving/Map Units** Funding for further shelving and map units to allow for the growing collection of large paper items at the museum.		2,500	In progress	Some purchases made, others being finalised		June 2018

	ACTIVITY: PARKS & RECREATION FACILTIES						
Level of Service	Performance Measure	Result 2016/17	Target 2017/18	To 31 Dec 2017	To 31 Mar 2018	Status	Comments
RLAM6	**Museum – Replace Dehumidifier/Heating/ Flooring** Replace the museums dehumidifiers and heating system to ensure the right environment for storing the districts heritage is maintained.		53,200	Not started	Under review - current systems being reassessed– may be carried forward if not required in 17/18 year.		Possible carry forward
RLAM7	**Museum - Office Furniture, Fittings and Equipment** The replacement of office furniture, fittings and equipment as required.		1,500	In progress	Most items purchased		June 2018
			$3,618,100				

Recreation and Leisure Capital Projects Summary	$
• Completed	144,400
• In Progress	1,387,300
• Not started	2,086,400

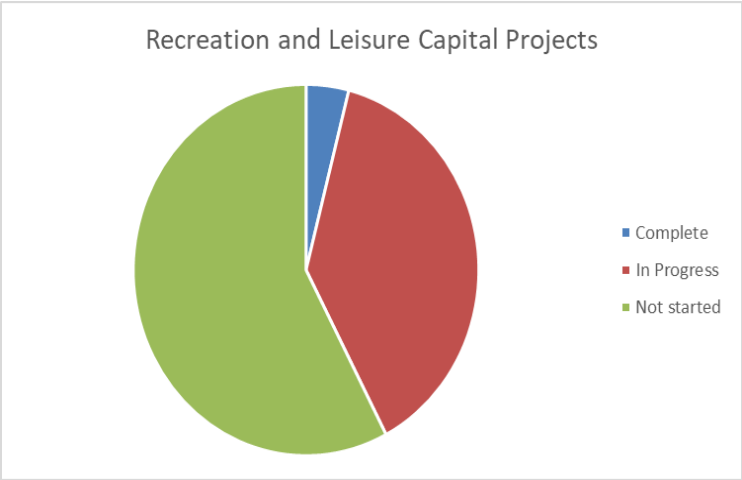

GROUP: ROADING AND FOOTPATHS

Progress against the planned work programme to 31 March 2018 and performance measures is summarised below.

HIGHLIGHTS

- Completion of some significant road renewals in Cartwrights, Te Moana and Canal Roads that will improve resilience
- Successful response to the February high rainfall event with minimal road damage.
- Completion of an NZ Transport Agency audit on our financial claims, contracts and processes that identified no significant deficiencies.

ISSUES

- No confirmation on the Government Policy Statement on Transport funding to date.

	ROADING & FOOTPATHS – LEVELS OF SERVICE						
Level of Service	Performance Measure	Result 2016/17	Target 2017/18	To 31 Dec 2017	To 31 Mar 2018	Status	Comments
	26 measures in total, with 16 on target. 3 measures are being monitored as numbers are slightly below expectations as at 31 March. 1 measure is considered to be off target. 6"not measured" are due to be reported at 30 June 2018.						
Roads are designed and maintained to community expectations	Ratepayer satisfaction with value for money	92%	≥80% of ratepayers believe they get value for money	90%	To be reported 30 June 2018	On target	
	Response to customer service requests **(Mandatory)**	The average response time for customer services requests was 6 days. 72% of these requests were open for greater than 7 days (the contract response timeframe)*. **obtaining accurate data is presenting issues. Work is*	≥70% of customer service requests are responded to within contract response timeframe	85%	37%	Off target	There were 5,183 service requests logged for roads and footpaths during this nine month period. Of these requests 37% were responded to and closed within

	ROADING & FOOTPATHS – LEVELS OF SERVICE						
Level of Service	Performance Measure	Result 2016/17	Target 2017/18	To 31 Dec 2017	To 31 Mar 2018	Status	Comments
		ongoing to develop a system to increase the accuracy of the data. In the interim, the following is able to be reported.					7 days being the general contract response. **obtaining accurate data is presenting issues, and work is ongoing to improve accuracy.*
Roads are fit for purpose and provide for comfortable and efficient travel	Timaru travel times on key transport routes	The measured combined morning peak time on key routes in June 2017 was 84.7 minutes *(2016: 87.0, 2005: 87.6)* The measured combined evening peak time on key routes in June 2017 was 87.4 minutes *(2016: 90.2, 2005: 87.8*) There has been an improvement in travel times in Timaru. This is due to greater efficiency at intersections, including traffic signals.	Travel journey times on key Timaru transport routes are maintained at 2005 +10% levels	To be reported 30 June 2018		Not measured	
	Effect of roading maintenance and renewals work on travel times	No complaints were received.	10 or less complaints per year about traffic disruption due to maintenance and renewal works	Zero complaints	1 complaint	On target	
	Road condition **(Mandatory)**	The average Smooth Travel Exposure Index for local sealed roads to date is 94%.	Average quality of ride on sealed local road network: The average Smooth Travel Exposure Index on all district roads greater than 90%	94%	93%	On target	
	Resident satisfaction with sealed and	Survey results for the period July 2016 to June 2017 show 83% (2015/16: 77%) of sealed road residents users believe the	• 75% residents are satisfied with maintenance of sealed roads	76%	To be reported 30 June 2018	On target	The satisfaction with the maintenance of unsealed roads continues to decline despite

	ROADING & FOOTPATHS – LEVELS OF SERVICE						
Level of Service	Performance Measure	Result 2016/17	Target 2017/18	To 31 Dec 2017	To 31 Mar 2018	Status	Comments
	unsealed maintenance	roads are fit for purpose and well maintained. Survey results for the period July 2016 to June 2017 show 64% (2015/16: 63%) of unsealed road residents users believe the roads are fit for purpose and well maintained. Road user satisfaction for sealed roads met target but unsealed roads did not meet the target. The unsealed road satisfaction is consistent with previous years despite the level of maintenance being increased with additional funding.	• 75% residents are satisfied with maintenance of unsealed roads	59%		Monitor	higher level of service. A recent NZTA audit noted that the unsealed roads were in excellent condition, and that on a national scale the level of service provided exceeds NZTA expectations.
	Resurfacing of road network **(Mandatory)**	6.2% (60.2km) of the 967km of sealed road network was resurfaced. The length of sealed roads increased from the previous year due to road seal extensions and the vesting of new roads from subdivisions.	4% of the sealed road network is resurfaced annually	1.6%	5.6%	On target	51.65 km of the 965km of sealed road network resurfaced to date. Further work is planned for April 2018.
Bridges are accessible to road users and are well managed	Percentage of two way bridges on all primary collector and higher hierarchy roads	Currently we have 297 bridges. There are 34 bridges on primary collector or higher hierarchy roads and 32 (94%) of these are two lane.	50% of bridges on all primary collector and higher hierarchy roads are two way	100%	100%	On target	All 33 bridges on primary collector or high hierarchy roads are two lane
	Weight Restricted bridges	A recent inspection and condition assessment report has identified 5 of the 297 bridges as weight restricted	95% of bridges are not weight restricted	98%	98%	On target	290 of the 295 bridges are not weight restricted

	ROADING & FOOTPATHS – LEVELS OF SERVICE						
Level of Service	Performance Measure	Result 2016/17	Target 2017/18	To 31 Dec 2017	To 31 Mar 2018	Status	Comments
		therefore 98% of bridges are not weight restricted.					
Footpaths are safe, well designed and well maintained	Resident satisfaction with footpaths	Road user survey results for the period July 2016 to June 2017 show 78% satisfaction with the smoothness and safety of footpaths (2015/16: 73%).	70% residents are satisfied with the smoothness, safety and maintenance of the footpaths	77%	To be reported 30 June 2018	On target	
	Change in footpath condition **(Mandatory)**	Based on condition assessment undertaken 93% of footpaths are average condition or better. This is a new measure for the 2015 LTP, and data has been collected for the first time. The actual condition is much better than expected hence the low target compared to actual.	75% of footpaths to be average or better condition	To be reported 30 June 2018	To be reported 30 June 2018	Not measured	
	Kms of footpaths resurfaced	7.6km of footpaths were resurfaced. In addition, nearly 0.8km of new footpaths were constructed.	9km of footpaths resurfaced annually	1.3km	2.3km	Monitor	Work is programmed and we anticipate that the target will be met by June 2018. There has also been 0.8km of new footpaths installed.
Traffic signals, road signage and marking provide clear guidance	Resident satisfaction with signage and road marking	100% satisfaction with road signage	95% residents are satisfied that road signage and marking is helpful and effective	100%	To be reported 30 June 2018	On target	
Street and amenity lighting enables safe and	Resident satisfaction with street lighting	94.5% are satisfaction with street lighting.	95% residents are satisfied that there is sufficient street	92%	To be reported 30 June 2018	On target	

	ROADING & FOOTPATHS – LEVELS OF SERVICE						
Level of Service	Performance Measure	Result 2016/17	Target 2017/18	To 31 Dec 2017	To 31 Mar 2018	Status	Comments
efficient movement			lighting in urban areas				
Roading works and road safety initiatives help promote district road safety and awareness	Resident satisfaction with overall safety of roads	88% satisfaction with the overall safety of roads	85% residents believe the road network is safe	88%	To be reported 30 June 2018	On target	
	Road fatalities and serious injury crashes **(Mandatory)**	14 fatal/serious injury crashes, 2 of these fatal	Number of fatalities and serious injury crashes on the local road network is less than the previous financial year on an annual basis	3 fatal/serious injury crashes (no fatalities)	4 fatal/serious injury crashes (1fatality)	On target	
	Road safety awareness	30% of residents were aware of road safety initiatives.	40% residents are aware of road safety programmes or advertisements	32%	To be reported 30 June 2018	Monitor	Although below target there has been a small improvement on the previous year's results
Carparks are available, fit for purpose and easy to access	Resident satisfaction with access to carparking	90% satisfaction with access to car parking	75% of residents are satisfied that access to Council provided carparking is adequate	80%	To be reported 30 June 2018	On target	
	Resident satisfaction with location, design and maintenance of carparking	90% satisfaction with the location, design and maintenance of car parking	80% of residents are satisfied with the location, design and maintenance of carparking	89%	To be reported 30 June 2018	On target	
	Timaru Parking activity is self funding	The activity continues to be self funding.	Parking activity fees are reviewed	Parking activity is self funding	Parking activity is self funding	On target	Parking fees will be reviewed as part of the 2018-28 LTP

	ROADING & FOOTPATHS – LEVELS OF SERVICE						
Level of Service	Performance Measure	Result 2016/17	Target 2017/18	To 31 Dec 2017	To 31 Mar 2018	Status	Comments
			annually and activity is self funding				
Sustainable transport options* are facilitated and provided	User satisfaction with public transport services (ECan survey)	97% of users are satisfied with the Timaru bus service	90% of users are satisfied with public transport services	To be reported 30 June 2018	To be reported 30 June 2018	Not measured	Environment Canterbury survey
	School Travel plans developed	A school travel plan for Grantlea Downs Primary School was completed. Work is underway to develop a plan for Bluestone Primary School.	1 school travel plan completed or reviewed annually	Underway	Underway	On target	Preparation of school travel plans for Gleniti School is underway. Progress has slowed due to staff resignation. A replacement has now been appointed
	Community use of active/public Transport modes	87% of residents regularly walk 15% of residents regularly cycle 11% of residents use public transport	1. 80% residents regularly walk 2. 30% residents regularly cycle 3. 15% residents use public transport	81% regularly walk 26% regularly cycle 4% use public transport	To be reported 30 June 2018	Not measured Not measured Not measured	
	*Sustainable transport options refers to walking opportunities (e.g. school travel plans), cycling opportunities (e.g. cycleways) and public transport.						

ROADING AND FOOTPATHS - CAPITAL WORKS (July 2017– June 2018)					
		$ Budget *(GST excl)*	**Status**	**Summary of Progress**	**Expected Completion**
RF1	**Structural Bridge Replacements (subsidised)** The replacement of bridges in the district, which are at the end of their design life. This includes additional funding from 2016/17 for strengthening of rural bridges to provide capacity for full High Productivity Motor Vehicles (HPMV's - vehicles up to 65 tonne) in conjunction with bridge renewals.	600,000	In progress	Arundel Belfield bridge replacement is complete. Brookfield Road bridge replacement is 50% complete	June 2018
RF2	**Pavement Rehabilitations (subsidised)** Reconstruction of roading in the district at the end of its design life to ensure maintenance costs are reduced. The budget has been increased due to higher traffic volumes causing road surfaces to wear out quicker than expected. A major project in 2017/18 is the renewal of part of Arowhenua Road.	1,850,000	In progress	Sections of Te Moana, Cartwrights, Beaconsfield Roads and Ritchie Street rehabilitations are complete. Further projects are programmed.	May 2018
RF3	**Minor Improvements Works** General improvements to the roading network, such as safety improvements, upgrades or new cycle ways.	750,000	In progress	A number of projects are underway.	June 2018
RF4	**Kerb and Channelling – Renewals** Renewals of kerb and channelling in the district, including enhancements to create safer speed environments.	800,000	In progress	Gammack Street and some minor renewals are complete. Memorial Ave is complete and Napier Street in Timaru is progressing.	June 2018
RF5	**New Kerb and Channelling** New kerbing and channelling in the district's roading network.	150,000	In progress	Projects are planned in Old North Road and Washdyke.	June 2018
RF6	**Chip Seal Renewals** Renewals of chip seal road surfaces in the district.	2,420,000	In progress	Work is progressing and is nearing completion.	April 2018
RF7	**Asphalt Surface Renewals** Renewals of asphalt road surfaces in the district.	500,000	In progress	Work is progressing with Wai iti Road complete. Further roads are planned for 2018.	April 2018

ROADING AND FOOTPATHS - CAPITAL WORKS (July 2017– June 2018)					
		$ Budget *(GST excl)*	**Status**	**Summary of Progress**	**Expected Completion**
RF8	**Unsealed Road Metalling Renewals** Renewals of road metal on unsealed roads across the district.	500,000	Not started	Work is planned for April - June 2018	June 2017
RF9	**Intersection Upgrades/Safety Improvements (subsidised)** Safety improvements to intersections, which may include traffic signals, roundabouts or the upgrading of intersections to improve traffic safety and flow.	100,000	Start pending	Elizabeth Street/SH1 intersection is designed and awaiting construction by NZTA with Council contributing for the local road components.	June 2018
RF10	**District Footpath Improvements/Renewals (non-subsidised)** Renewals of footpaths across the district, including Geraldine, Temuka, Timaru, Pleasant Point and other rural townships.	1,026,000	In progress	Work is progressing.	June 2018
RF11	**New District Footpaths (non-subsidised)** New footpaths across the district, including Geraldine, Temuka, Timaru, Pleasant Point and other rural townships.	105,000	In progress	Projects are progressing.	June 2018
RF12	**Signage Renewals** Renewals of damaged, vandalised or stolen road signs and signage that has reached the end of its useful life	110,000	In progress	This work is done as part of the road maintenance contract and projects are identified during network inspections or customer requests.	June 2018
RF13	**New Signs** Provide new signs for the Timaru District roading network.	80,000	In progress	This work is done as part of the road maintenance contract and projects are identified during network inspections or customer requests	June 2018
RF14	**Traffic Light Renewals** The replacement of district traffic lights at the end of their useful life or when damaged.	30,000	Not started	The replacement of the State Highway Traffic lights has recently been completed. An assessment has concluded that no local renewals are required for this financial year.	
RF15	**Culvert Renewals** Renewals of culverts in the districts roading network.	40,000	In progress	This work is done as part of the road maintenance contract and projects are identified during network inspections or customer requests	June 2018

ROADING AND FOOTPATHS - CAPITAL WORKS (July 2017– June 2018)					
		$ Budget *(GST excl)*	**Status**	**Summary of Progress**	**Expected Completion**
RF16	**New Culverts** New culverts in the district's roading network.	90,000	In progress	This work is done as part of the road maintenance contract and projects are identified during network inspections or customer requests	June 2018
RF17	**Street Light and Lantern Renewals** Replacement of street lights, bulbs and lanterns. Also included are subdivision contributions where required to enhance lighting or services provided by the developers of new subdivisions, if the enhancement is for the public good.	44,000	In progress	This work is done as part of the streetlight maintenance contract and projects are identified during network inspections or customer requests	June 2018
RF18	**Street lighting – LED Lantern Replacements** Active replacement of streetlights with LED lanterns allowing for lower maintenance and energy costs.	230,000	In progress	Work is continuing with 80% now complete. The scope of this work has significantly increased following a successful application to NZTA for accelerated renewal funding.	June 2018
RF19	**Seal Extensions** Seal extension of unsealed roads according to Council policy	330,000	Not started	No projects have been confirmed	June 2018
RF20	**Seal Widening** Seal widening of roads across the district.	700,000	In progress	Te Moana Road widening is now complete. Orari Station Road is progressing.	May 2018
RF21	**CBD Renewals** A freshen up of all the districts Central Business Districts, with a final work programme to be determined.	600,000	In progress	Consultation workshops have been held in the Timaru and rural townships. Projects identified are being prioritised by the relevant Community Boards and Infrastructure Committee during April/May meetings.	June 2018
RF22	**Security Cameras Projects** New security cameras to add to the current CBD surveillance systems.	12,000	Complete	New cameras in Temuka are now complete.	
RF24	**District Welcome Signs Replacement** Replacement of district entrance signage at sites throughout the district.	120,000	In progress	Concept design has been received. Engineering design, traffic impact assessments and resource consent application is being prepared.	June 2018

ROADING AND FOOTPATHS - CAPITAL WORKS (July 2017– June 2018)					
		$ Budget *(GST excl)*	**Status**	**Summary of Progress**	**Expected Completion**
RF25	**Bus Shelters - Relocations** The relocation of district bus shelters.	10,000	Not started	The Timaru Bus service is being reviewed so this is on hold as bus routes may change.	
RF28	**Washdyke Network Improvements** The project to improve the Washdyke roading network continues, to better facilitate commercial activity in the area and to provide infrastructure for future development.	1,300,000	In progress	Doncaster and Martin Streets upgrade is complete. Design work is progressing for the upgrade of Washdyke Flat Road with construction deferred to 2018/19.	November 2018
RF30	**Christmas Decorations Replacement** Replacement Christmas decorations for Geraldine	102,500	Not started	The priority is the replacement of the Wellingtonia tree 'star' and electrical upgrade of the Stafford Street decorations.	November 2018
RF32	**Carparks resealing** The resealing of carparks in the district as required.	55,000	Not started	Resurfacing of the car park on the northern side of the Farmers car park is planned.	June 2018
RF33	**Carparking - Pay and Display Machines** Replacement of pay and display machines across the district	30,000	Completed	Completed December 2017	
RF34	**Office Equipment** The replacement of specialist engineering equipment in the Land Transport Unit.	8,000	In progress		June 2018
		$12,692,500			

Roading and Footpaths Capital Projects Summary	$
• Completed	42,000
• In Progress	11,523,000
• Not started	1,127,500

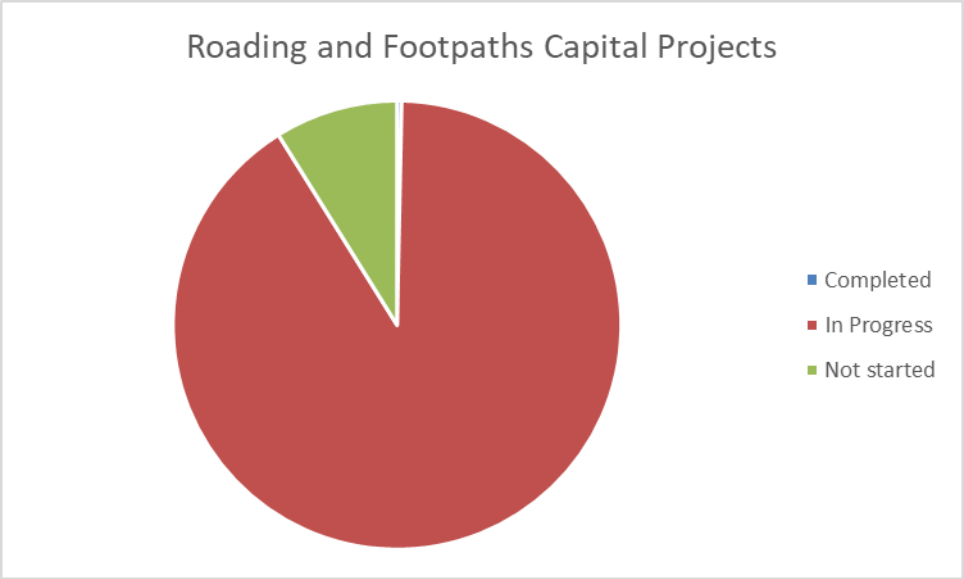

GROUP: SEWER

Progress against the planned work programme to 31 March 2018 and performance measures is summarised below.

HIGHLIGHTS

- Sewermain renewal across Strawberry Place, Geraldine has been completed
- Pipe Rehabilitation Specification has been completed
- Bouverie St sewermain renewal close to completion; Clyde St still in progress
- Alternative option to progress Domain Avenue, Temuka Sewermain Upgrade has been sought and approved, however due to reprioritization for the Temuka Trunkmain Renewal the project has been delayed due to under resource to carry out the work
- Domestic Pressure Sewermain in Washdyke Industrial Expansion Zone - new domestic pressure sewermain installation has been completed
- Tradewaste Sewermain in Washdyke Industrial Expansion Zone – design for new tradewaste sewermain installation is close to completion

ISSUES

- Modification required to the truck disposal after valve failure

	SEWER – LEVELS OF SERVICE						
Level of Service	Performance Measure	Result 2016/17	Target 2017/18	To 31 Dec 2017	To 31 Mar 2018	Status	Comments
	Of the 10 measures, 5 are on target, 1 is off target and 4 will be reported 30 June 2018.						
Maintain excellent sewer network services	Number of dry weather overflows from the sewerage system **(Mandatory)**	0.79 dry weather overflows per 1000 connections were recorded (Of the 46 blocked/overflow complaints received, 13 caused dry weather overflows due to complete blockages or	1 or fewer recorded dry weather overflows per 1,000 connections	0.50 dry weather overflows per 1000 connections	1.45 dry weather overflows per 1000 connections	Off target	16 overflows 16,442 sewer connections The increase in number of overflows is due to an increased number of restrictions in the

	SEWER – LEVELS OF SERVICE						
Level of Service	Performance Measure	Result 2016/17	Target 2017/18	To 31 Dec 2017	To 31 Mar 2018	Status	Comments
		significant reduction in flow; 16,449 connections)					reticulation including tree roots, fat buildup and other items.
Deliver sewer services according to required environmental standards	Compliance with Resource Consent conditions **(mandatory)**	No abatement notices, infringement notices, enforcement orders and convictions were received.	No abatement notices, infringement notices, enforcement orders and convictions	Zero	Zero	On target	No abatement notices, infringement notices, enforcement orders and convictions
Provide management of trade waste services	Monitoring and reporting on trade waste agreements with industry	Liaised with and monitored 13 major industries 6 times during the year. Meetings occurred with one industry regarding improvements required to the quality of the effluent discharge. Liaised with two industries regarding improvements with consent condition compliance.	Liaise with and monitor 13 major industries 6 times per year	13 industries monitored at least 3 times	13 industries monitored at least 4 times	On target	
Maintain excellent customer services	Median attendance and resolution times to sewerage overflow faults in the network* **(mandatory)**	Median attendance time: 0.6 hours Median resolution time: 3.5 hours	Median attendance time will be less than 1 hour Median resolution time will be less than 8 hours	Attendance time = 0.7 hour Resolution time = to be reported 30 June	Attendance time= 0.52 hour Resolution time = 3.27 hours	On target On target	
	Total complaints received about: 1 Sewage odour 2 Sewerage system faults 3 Sewerage system blockages	7.29 complaints per 1,000 connections were received (120 complaints, 16,449 connections). Of the 120 complaints, 19 were related to odour. The remainder related to	10 or fewer complaints received per 1,000 connections	4.7 complaints per 1000 connections	6.4 complaints per 1000 connections	On target	26 odour complaints 79 system fault and blockage complaints 1 complaints related to TDC response Total 106 complaints 16,442 connections

	SEWER – LEVELS OF SERVICE						
Level of Service	Performance Measure	Result 2016/17	Target 2017/18	To 31 Dec 2017	To 31 Mar 2018	Status	Comments
	4 The TDC response to sewerage system issues **(mandatory)**	the other categories of blockages and system faults.					
	Sewer services user satisfaction levels	No survey 2016/17 as this is conducted biannually. *2015/16: 92%*	85% or greater	To be reported 30 June 2018		Not measured	Part of biannual community survey to be reported June 2018.
	Sewer services overall satisfaction levels	This measure was inadvertently omitted from the 2016 Community survey so no results were available for 2015/16.	80% or greater	To be reported 30 June 2018		Not measured	Part of biannual community survey to be reported June 2018
Deliver affordable sewer services	Customer satisfaction with value for money of sewer services	*2015/16: 85%*	85% or greater	To be reported 30 June 2018		Not measured	Part of biannual community survey to be reported June 2018.
	Operating cost of combined sewer services	Achieved. Excluding corporate overhead, depreciation and loan expenses, the revised budgeted total operating expenditure for sewer services was $2,507,300 and the actual expenditure was $1,843,400.	Actual operating cost of combined sewer services within budget	To be reported 30 June 2018		Not measured	
	#Attendance – Response time applies from the time the local authority receives notification to the time service personnel reach the site Resolution – Response time applies from the time the local authority receives notification to the time service personnel confirm resolution of the fault.						

SEWER - CAPITAL WORKS (July 2017– June 2018)

		$ Budget *(GST excl)*	Status	Summary of Progress	Expected Completion
SEW1	**Drainage/Sewer - Small Mains Renewals and Capital Upgrades** Replacement of pipes and other sewer assets across the district as they reach the end of their useful life.	1,450,000	In progress	In Progress: 1. Domain Avenue Sewermain Upgrade construction in progress. 2. Clyde and Bouverie Street Sewermain Renewal awarded to Menzies Group Ltd. 3. Gibson St Sewermain Renewal quotation has been let out. 4. Meadows Road Sewermain Renewal design in progress. YTD=$746,842	June 2018
SEW2	**Maintenance Generated Renewals** Renewals generated as a result of planned maintenance to the sewer network.	140,000	In progress	Subject to reactive maintenance. YTD expenditure $444,253, including carry forward.	June 2018
SEW3	**Model Analysis and Calibration** Wastewater network modelling and flow monitoring for model calibration purposes.	25,000	In progress	In progress YTD $17,400	September 2018
SEW4	**Bio Filters/Trunk Main Ventilation** Investigation and implementation of strategies to ensure sewer trunk main ventilation.	22,000	Not Started	Not required	
SEW5	**Pump Renewals** Renewal of pumps as they come to the end of their useful life.	200,000	In progress	Ongoing replacement programme. Estimated expenditure this financial year $86,000. YTD = $42,523	June 2018
SEW6	**Data Capture Equipment Repairs** Repair of sewer sampling and monitoring equipment.	16,000	Completed		

SEWER - CAPITAL WORKS (July 2017– June 2018)

		$ Budget *(GST excl)*	Status	Summary of Progress	Expected Completion
SEW7	**Mechanical Plant and Equipment Renewals** Replacement of plant and equipment that has reached the end of its design life, including electrical equipment, Programme Logic Controllers (PLC) and telemetry.	180,000	Not started	Mechanical Plant: Budget=$170,000 Estimated expenditure this financial year =$40,000 YTD=$8,187 Telemetry Budget=$10,000 Estimated expenditure this financial year =$10,000 YTD=$0	June 2018
SEW8	**Conveyor and Presses Upgrade** Upgrading of the milliscreen plant conveyors and presses.	70,000	Completed	Completed in 2016/17	
SEW9	**Inland Towns Ponds Screens and Aerators Renewal** Renewals of pond screens and aerators that have reached the end of their useful life.	40,000	In progress	Temuka completed. Pleasant Point start pending Estimated expenditure this financial year $120,000 YTD=$92,082	June 2018
SEW10	**Building and Equipment Renewals** Renewals at buildings and equipment associated with the sewer network	15,000	Completed		
SEW13	**Sewer Reticulation Extensions to Enable Development (Urban Zone Only)** The extension of reticulation in sewer networks to enable residential development in urban areas.	550,000	In Progress	1. Domestic pressure sewermain in Washdyke Industrial Expansion Zone construction in progress. 2. Tradewaste sewermain in Washdyke Industrial Expansion Zone design in progress 3. Broughs Gully Sewermain Extension delayed to next financial year. YTD=$18,687	June 2018 Broughs Gully 2018/2019
		$2,708,000			

Sewer Capital Projects Summary	$
• Completed	101,000
• In Progress	2,405,000
• Not Started	202,000

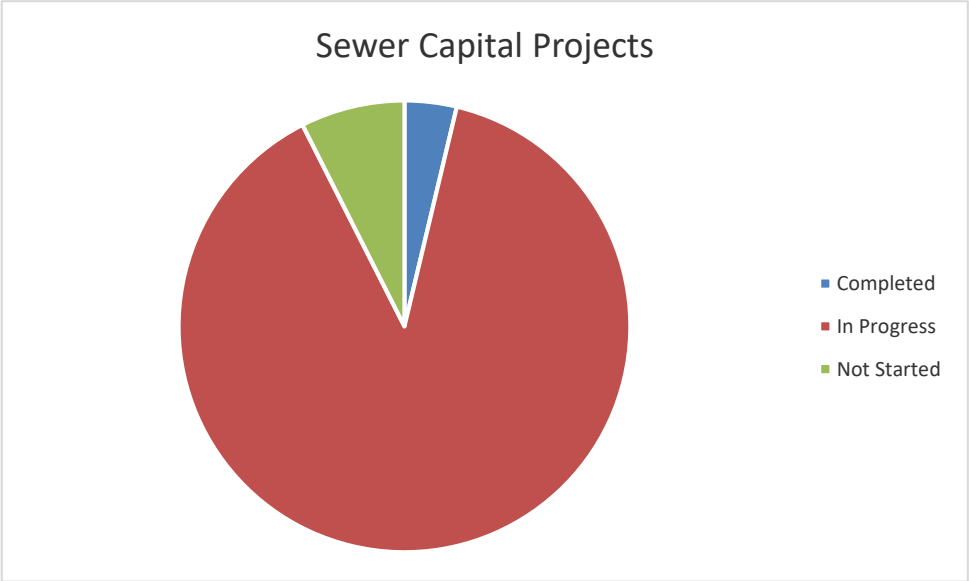

GROUP: STORMWATER

Progress against the planned work programme to 31 December 2017 and performance measures is summarised below:

HIGHLIGHTS
• Fraser Street Stormwater Upgrade has been awarded to Earthworks Aoraki Ltd • Jollie Street Stormwater Upgrade has been awarded to CityCare Ltd • Gleniti A1 and B2 bunds are near completion
ISSUES
• Rhodes Street Stormwater Upgrade delayed due to contractor's resource commitment to other contract works

	STORMWATER – LEVELS OF SERVICE						
Level of Service	Performance Measure	Result 2016/17	Target 2017/18	To 31 Dec 2017	To 31 Mar 2018	Status	Comments
	Of the 8 measures 3 are on target, and 3 3 will be reported 30 June 2018. The remaining 2 measures are off target, due to the effects of recent heavy rainfall events.						
Maintain excellent stormwater network services	Number of flooding events in the Timaru district* **(Mandatory)**	Zero flooding events	Zero flooding for events up to a one in 50 year return period	1 flooding event	1 flooding event	Off target	Flooding event August 2017
	Number of habitable floors affected by flooding events in the Timaru district* **(Mandatory)**	Zero habitable floors per 1,000 connections were affected	Zero habitable floors affected in events up to one in 50 year return period per 1,000 connections	0.60	0.60	Off target	Stormwater entered 1 dwelling Number of residential and non-residential urban stormwater connections = 16,653

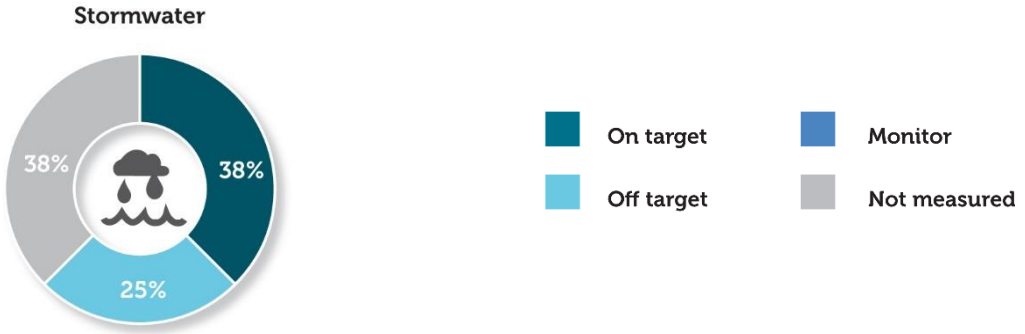

	STORMWATER – LEVELS OF SERVICE						
Level of Service	Performance Measure	Result 2016/17	Target 2017/18	To 31 Dec 2017	To 31 Mar 2018	Status	Comments
Deliver stormwater services according to required environmental standards	Compliance with Resource Consent conditions for discharge from stormwater systems **(Mandatory)**	There were no abatement notices, infringement notices, enforcement orders or convictions issued.	No abatement notices, infringement notices, enforcement orders and convictions	zero	zero	On target	No abatement notices, infringement notices, enforcement orders and convictions
Deliver affordable stormwater services	Operating cost of Stormwater services	Achieved. Excluding corporate overhead, depreciation and loan expenses, the budgeted total operating expenditure for stormwater services was $507,300 and the actual expenditure was $387,300.	Actual operating cost of stormwater services within budget	To be reported 30 June 2018		Not measured	
Maintain excellent customer service	Median time to attend a flooding event * **(Mandatory)**	Zero flooding events	Median time to attend a flooding event will be less than one hour	0.49	0.49	On target	
	Total complaints received about performance of stormwater system **(Mandatory)**	1.60 complaints per 1,000 connections were received (27 complaints in total, 16,531 connections).	10 or fewer per 1,000 connected properties	3.8	4.00	On target	68 complaints 16,653 connections
	Stormwater services user satisfaction levels	No survey 2016/17 as this is conducted biannually. 2015/16: User satisfaction 69%	80% or greater	To be reported 30 June 2018		Not measured	Part of biannual community survey to be reported June 2018
	Stormwater services overall satisfaction levels	No survey 2016/17 as this is conducted biannually. Resident satisfaction: 69%	75% or greater	To be reported 30 June 2018		Not measured	Part of biannual community survey to be reported June 2018

	STORMWATER – LEVELS OF SERVICE						
Level of Service	Performance Measure	Result 2016/17	Target 2017/18	To 31 Dec 2017	To 31 Mar 2018	Status	Comments
	* Flooding event means an event where stormwater enters a habitable floor.						

STORMWATER - CAPITAL WORKS (July 2017– June 2018)

		$ Budget *(GST excl)*	Status	Summary of Progress	Expected Completion
ST1	**Geraldine Stormwater Renewals** General renewal of minor culverts, sumps and soak pits in Geraldine.	5,000	In progress	Subject to reactive maintenance YTD = $0	June 2018
ST2	**Geraldine Stormwater Capital Upgrades** Upgrading the capacity of the stormwater network to improve flow and quality of discharge.	366,000	In progress	Design in progress to upgrade the downstream pipework before introducing additional flow YTD = $46,655	June 2019
ST4	**Temuka Stormwater Renewals** General renewal of minor culverts, sumps and soak pits in Temuka.	15,000	In progress	Subject to reactive maintenance YTD=$2,070	June 2018
ST5	**Temuka Stormwater Capital Upgrades** Upgrading of the Temuka stormwater network, and other projects that will be identified in the Temuka Stormwater Management Plan.	230,000	In progress	Land for Fraser Street retention pond has been acquired. Design for the retention pond is in progress YTD=$4,780	June 2018
ST7	**Timaru – Fixed Plant and Equipment Renewals** Renewal of plant and equipment that have reached the end of their useful life including electrical, instrumentation, controls and telemetry.	36,000	Not started	Subject to reactive maintenance YTD=$0	June 2018
ST8	**Timaru Stormwater Network and Minor Renewals**General renewals of pipes, minor culverts, sumps and soak pits in Timaru.	20,000	In progress	Subject to reactive maintenance YTD=$10,397	June 2018

		$ Budget *(GST excl)*	Status	Summary of Progress	Expected Completion
ST10	**Timaru Stormwater Capital Upgrades** Projects to improve stormwater network capacity and flow quality.	160,000	Not started	Rhodes Street Stormwater Upgrade delayed due to contractor's resource commitment to other contract works. Construction to start May 2018.	June 2018
ST11	**Timaru Stormwater Modelling** Development of Stormwater Network Model in Timaru to improve the accuracy of stormwater analysis.	55,000	In progress	Reviewing modelling work scope with the consultant. YTD=$29,201	June 2018
ST12	**Timaru - Number 1 Drain Upgrade** Increasing the capacity of the stormwater drain to improve network flow and quality of discharge.	200,000	Not started	Awaiting Washdyke Industrial Expansion Zone stormwater discharge consent to be approved by ECAN. No expenditure expected this financial year.	June 2019
ST13	**Rural Stormwater Renewals** General renewals of stormwater reticulation, minor culverts, sumps and soak pits in rural locations.	15,000	Completed	Pleasant Point swale improvement	
		$1,102,000			

Stormwater Capital Projects Summary	$
• Completed	15,000
• In Progress	691,000
• Not Started	396,000

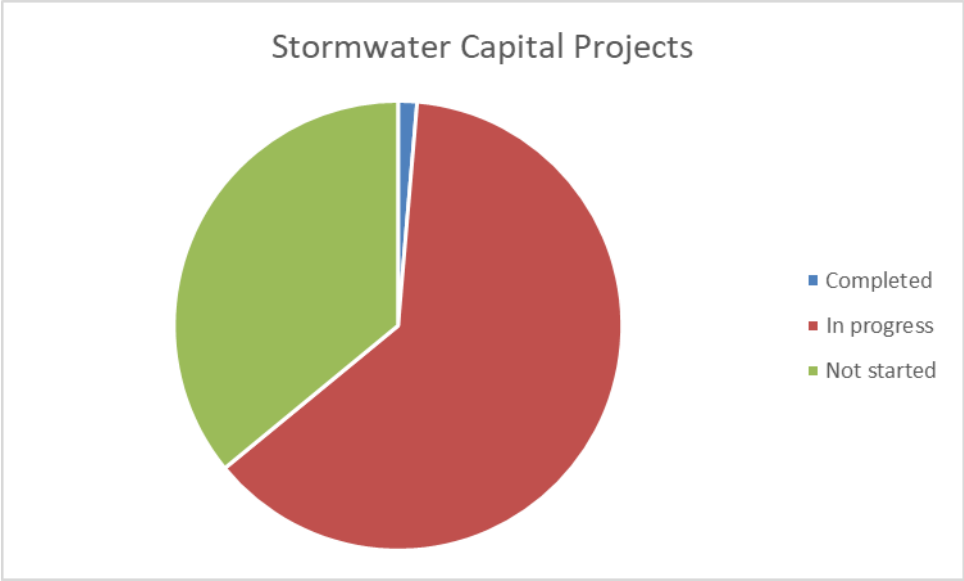

GROUP: WASTE MINIMISATION

Progress against the planned work programme to 31 March 2018 and performance measures is summarised below.

HIGHLIGHTS

- Escrap dismantling established on site
- Seat Smart recycling programme started

	WASTE MINIMISATION – LEVELS OF SERVICE						
Level of Service	Performance Measure	Result 2016/17	Target 2017/18	To Dec 31 2017	To 31 Mar 2018	Status	Comments
	14 measures in total, with 11 on target. I measure is considered to be off target						
Waste Minimisation facilities are adequate and available to the community, including provision of regular kerbside collection services to enable separation of waste for recycling and compost	Overall satisfaction with waste minimisation services User satisfaction with waste minimisation services	No survey 2016/17 as this is conducted biannually. 2015/16 results: A new survey format shows: *Kerbside service:* • Resident and user satisfaction - recycling 95%, managing green waste 92%,managing general waste 88% *Transfer station:* • Resident satisfaction – recycling 95%, managing green waste 92%, managing general waste 88%	≤ 90% resident satisfaction with waste minimisation services ≤ 90% user satisfaction with waste minimisation services	To be reported 30 June 2018		Not measured Not measured	Part of biannual community survey to be reported June 2018



	WASTE MINIMISATION – LEVELS OF SERVICE						
Level of Service	Performance Measure	Result 2016/17	Target 2017/18	To Dec 31 2017	To 31 Mar 2018	Status	Comments
		• User satisfaction – recycling 100%, managing green waste 90%, managing general waste 86%					
No adverse effects on the environment from the operation of waste minimisation services	Compliance with Resource Consent conditions	Full compliance was achieved.	Full compliance with resource consent conditions[1]	Full compliance	Full compliance	On target	
Waste is diverted from the landfill via Materials Recovery Facility (MRF)	Recycling nett tonnages diverted	3,195 tonnes processed. This measure is under target as processing loss is high. Auditing is underway to identify and resolve the issue.	3,750 nett tonnes processed at the MRF	1,842	2,792	On target	
Waste is diverted from the landfill via the Compost Facility	Organic nett tonnages diverted	15,208 tonnes processed at composting facility	14,500 nett tonnes processed at the Composting Facility	7,923	12,857	On target	
Waste is diverted from the landfill via resource recovery	Recycling nett tonnages diverted via recycling other than for MRF recyclables	372 tonnes diverted via recycling	200 nett tonnes diverted via recycling other than MRF recyclables	218	320	On target	

	WASTE MINIMISATION – LEVELS OF SERVICE						
Level of Service	Performance Measure	Result 2016/17	Target 2017/18	To Dec 31 2017	To 31 Mar 2018	Status	Comments
Waste is diverted from the landfill via re-use	Number of transactions at the re-use shop	21,410 transactions (Jan - Dec figures used to estimate)	17,500 transactions at the Crow's Nest re-use shop	11,310	18,411	On target	
Waste is diverted from the landfill via Pyrolysis Facility	Material nett tonnages diverted	147 tonnes diverted. Note: Waste Sort Facility not yet established to supply timber to the pyrolysis plant.	1,200 nett tonnes diverted at the Pyrolysis Facility	116	151	Off target	A new kiln was due in February 2018. This has been delayed. Once on site waste diversion will increase
Public information and programmes promote waste minimisation and appropriate sorting of waste	Kerbside collection and general information is provided across a range of media	• 2,500 items of kerbside collection information were distributed • 2,000 items of general waste minimisation information were distributed	• Distribution of 2,000 items of Kerbside Collection information per year • Distribution of 1,000 items of general Waste Minimisation information per year	2630 1682	3,030 2,742	On target On target	
	Zero Waste event and business support, talks and tours	66 businesses supported 28 events supported during the year. 72 talks and tours were provided during the year.	52 or greater businesses supported 25 or greater events supported 52 talks and/or tours	49 20 26	59 37 37	On target On target On target	
	Participants in modern cloth nappy programme	55 participants	40 participants per annum	25	51	On target	
	[1] excluding minor non-compliances as reported by ECan						

WASTE MINIMISATION - CAPITAL WORKS (July 2017– June 2018)					
		$ Budget *(GST excl)*	**Status**	**Summary of Progress**	**Expected Completion**
WM1	**Stage 2 Development** Capping existing landfill cells.	225,000	In progress	Being reviewed for tender WM1,WM2, WM4 all part of 1 contract. Separable roading portion to reduce costs will be completed in 2018/19	July 2018
WM2	**Stage 3 Development** Construction of new landfill cells, including drainage. A new cell is planned for 2021/22.	270,000	In progress	Being reviewed for tender WM1,WM2,WM4 all part of 1 contract	July 2018
WM4	**Land Fill Gas** Funding for gas wells and reticulation extensions.	390,000	In progress	Being reviewed for tender WM1,WM2,WM4 all part of 1 contract	July 2018
WM7	**Transfer Stations Upgrades** Funding for the upgrade and upkeep of equipment for the district's transfer stations.	14,000	In progress	Purchase order has been issued	June 2018
WM8	**Compost Site** The creation of new maturation pads for compost to meet increasing demand and new composting pads.	20,000	In progress	Deferred in LTP budget	June 2019
WM9	**New Bins** Funding for new wheelie bins to meet growth.	43,000	In progress	Order approved	June 2018
WM10	**Bin Renewals** Replacing wheelie bins as they come to the end of their useful life.	214,000	In progress	Project funding for RFID tag project	June 2018
WM12	**Public Place Recycling** Install public place sets.	2,000	Not Started		June 2018
		$1,178,000			

Waste Minimisation Capital Projects Summary	$
• Completed	0
• In Progress	1,176,000
• Not Started	2,000

GROUP: WATER SUPPLY

Progress against the planned work programme to 31 March 2018 and performance measures is summarised below:

HIGHLIGHTS

- Temuka Trunkmain Upgrade in construction and to be completed in April 2018
- Cornwall Street Watermain Renewal completed in March 2018

ISSUES

- Forth Street Watermain Renewal delayed due to resource reprioritisation to Temuka Trunkmain Upgrade.
- Brophy Road, Gresham Road, Gualter Road and Wooding Road watermain upgrade in Te Moana water reticulation. Construction delayed due to resource reprioritization to Temuka Trunkmain Upgrade.
- Pleasant Point Reservoir project pending due to Health and Safety issues.
- Taste and odour issues in Pleasant Point Water Supply following the February rain.
- Boil water notice to Temuka following a possible backflow. No e-coli was found in the samples taken so the notice was lifted

	WATER SUPPLY – LEVELS OF SERVICE						
Level of Service	Performance Measure	Result 2016/17	Target 2017/18	To 31 Dec 2017	To 31 Mar 2018	Status	Comments
	12 measures in total, with 2 on target and 6 "not measured" to be reported 30 June 2018. The remaining 4 measures are off target due to compliance and Temuka Water Supply issues.						
Provide safe drinking water	Extent of compliance with Drinking Water Standards (Part 4) – Bacterial Compliance	Bacterial Compliance was analysed with results as below: All treatment plants were compliant except for the Pareora pipeline.	Bacterial compliance – all schemes	Bacterial Compliance was analysed with results as below:	Bacterial Compliance was analysed with results as below:	Off target	

	WATER SUPPLY – LEVELS OF SERVICE						
Level of Service	Performance Measure	Result 2016/17	Target 2017/18	To 31 Dec 2017	To 31 Mar 2018	Status	Comments
	(Mandatory)	All reticulation zones were compliant except: • The zone Geraldine flat within the Te Moana Scheme • The zone Waimate Rural within the Downlands Scheme (Waimate District Council) The Pareora Pipeline - the Pareora Pipeline has no treatment process and it is known that e-coli is present. A very small number of consumers are supplied from the Pareora pipeline before the water enters the Claremont Water Treatment Plant. Those consumers are advised to treat their own water.		All treatment plants were compliant except • *Pareora pipeline* no Treatment • *Te Moana* a single e-coli was detected • *Geraldine* Four minutes as there was flow when the UV was off • *Pleasant Point* Five minutes with high flows through the treatment plant All reticulation zones were compliant except the Pareora which has no treatment process and it is known that e-coli is present. A very small number of consumers are supplied from the Pareora pipeline before the water enters the Claremont Water Treatment Plant.	All treatment plants were compliant except • the Pareora pipeline - no Treatment • Te Moana - a single e-coli was detected • Seadown - for 3.6 days when UV irradiance was less than required as result of heavy rain. 2 samples were taken and no e-coli was detected. • Geraldine - for 4 minutes as there was flow when the UV was off and 15 minutes of high turbidity. No samples were taken. • Pleasant Point - for 5 minutes with high flows through the treatment plant.		

	WATER SUPPLY – LEVELS OF SERVICE						
Level of Service	Performance Measure	Result 2016/17	Target 2017/18	To 31 Dec 2017	To 31 Mar 2018	Status	Comments
				Those consumers are advised to treat their own water.	No sample was taken.		

	WATER SUPPLY – LEVELS OF SERVICE						
Level of Service	Performance Measure	Result 2016/17	Target 2017/18	To Dec 31 2017	To 31 Mar 2018	Status	Comments
	Extent of compliance with Drinking Water Standards (Part 5) – Protozoal Compliance **(Mandatory)**	Protozoa compliance was achieved for Downlands (Pareora Treatment Plant and Hadlow) and Timaru (Claremont Treatment Plant). The upgrade to the Peel Forest Treatment Plant was completed and was compliant with protozoa from 1 April 2017. Protozoal compliance was not achieved in the following treatment plants: • The Temuka Treatment Plant which supplies Orari, Temuka and since October also Winchester was not compliant as the water went turbid for more than three minutes (less than three hours) after the 14 November earthquake. There was a further 85 minutes non-compliance when the generator stopped during a planned 8 hour power outage and untreated water flowed from the reservoir.	Protozoal compliance: • Downlands • Pareora • Hadlow • Orari • Pleasant Point • Seadown • Temuka • Geraldine • Timaru • Winchester • Peel Forest	Protozoa compliance was achieved for the treatment Plants at Seadown, Temuka. and Peel Forest. The Temuka Treatment Plant supplies Temuka, Orari and Winchester. The following Treatment Plants did not achieve Protozoal compliance • *Claremont which supplies Hadlow and Timaru.* Various short periods of non compliance on plant start-up have been discovered. • *Pareora* One instance of 50 minutes with	Protozoa compliance was achieved for the Treatment Plants at Temuka and Peel Forest. (note the Temuka Treatment Plant supplies Temuka, Orari and Winchester). The following Treatment Plants did not achieve Protozoal compliance: • *Claremont which supplies Hadlow and Timaru.* Various short periods of non compliance • *Pareora* For 7.5 hours with flow through treatment and high turbidity	Off target	Modifications to the plant control systems have been made and the issue is resolved.

	WATER SUPPLY – LEVELS OF SERVICE						
Level of Service	Performance Measure	Result 2016/17	Target 2017/18	To 31 Dec 2017	To 31 Mar 2018	Status	Comments
		• The Pleasant Point Treatment plant was not compliant as the water went turbid for more than three minutes (less than 3 hours) after the 14 November earthquake. • The non-compliant Winchester Treatment Plant was decommissioned on 8th September 2016. Winchester water is now treated for protozoa. • The Seadown Treatment Plant was non-compliant as the UV transmissivity dropped following rain in April 2017. The Geraldine Treatment plant was non-compliant as water flowed when the UV was non-operational for a 10 and 30 minute period, due to an operational issue.		flow through the treatment plant with high turbidity. • *Pleasant Point* One instance of 5 minutes with high flows through the treatment plant with high turbidity. • *Geraldine* One instance of 15 minutes with flow through the treatment plant and high turbidity and One instance of 4 minutes of flow when the UV was off.	• *Pleasant Point* For 5 minutes with high flows through the treatment plant • *Geraldine* For 15 minutes with flow through the treatment plant and high turbidity and 4 minutes as there was flow when the UV was off • *Seadown* for 3.6 days when UV irradiance was less than required as a result of heavy rain.		
Maintain excellent water supply network services	Percentage of real water loss from TDC's networked reticulation systems **(Mandatory)**	A 23% real water loss across all schemes was recorded for the 12 month period Although water loss has decreased in some schemes it has increased in others. The net effect is no change in the percentage of water loss. Urban schemes recorded a 19% loss and rural schemes a 22% loss.	% real water loss reported	Reported 30 June 2018		Not measured	

	WATER SUPPLY – LEVELS OF SERVICE						
Level of Service	Performance Measure	Result 2016/17	Target 2017/18	To 31 Dec 2017	To 31 Mar 2018	Status	Comments
	Outages to urban and rural scheme properties	There were no outages to urban and rural scheme properties >8 hours. There was 1 outage of a water main greater than 8 hours but this did not affect customers.	All outages >8 hours reported to Medical Officer of Health	3 outages >8 hours but these did not require reporting to Medical Officer of Health as consumers did not run out of water at any time during the outage	4 outages > 8 hours. 1 of these required reporting to Medical Officer of Health	On target	2 rural outages did not affect consumers as their water supply is to storage tanks with capacity for up to 3 days supply. 1 urban outage but the consumer was provided temporary supply. 1 urban outage due to the Temuka trunk main failure.
Maintain excellent customer services	Median attendance and resolution times for urgent and non-urgent callouts for water supply faults or unplanned interruptions in the network **(Mandatory)****	Urban callouts: 0.7 hours Rural callouts: 1.1 hours Urban resolution time: 3.7 hours Rural resolution time: 5.1 hours Median time to attend and resolve non-urgent call outs was 45 hours	The median time to attend urgent: – urban callouts - less than 1 hour – rural callouts - less than 4 hours The median time to resolve urgent – urban callouts - less than 4 hours – rural callouts - less than 8 hours The median time to attend and resolve all non-urgent callouts will be reported.	Attendance: Urban = 0.6 hour Rural = 1.1 hours Resolution: Urban = 2.6 hours Rural = 8.3 hours Median non-urgent attendance and resolution time = 21.3 hours	Attendance: Urban = 0.6 hour Rural = 1.1 hours Resolution: Urban = 2.7 hours Rural = 7.8 hours Median non-urgent attendance and resolution time = 22.6 hours	On target	
	Total complaints received about: 1) Drinking water clarity 2) Drinking	16 complaints were received per 1000 connections (333 complaints, 20,858 connections)	10 or fewer complaints received per 1000 connections	36 complaints per 1000 connections Total complaints received 763:	45 complaints per 1000 connections Total complaints received 951	Off target	951 complaints 21,109 connections

	WATER SUPPLY – LEVELS OF SERVICE						
Level of Service	Performance Measure	Result 2016/17	Target 2017/18	To 31 Dec 2017	To 31 Mar 2018	Status	Comments
	water taste 3) Drinking water odour 4) Drinking water pressure or flow 5) Continuity of supply 6) The TDC response to these issues **(Mandatory)**	14 complaints regarding clarity 8 complaints regarding taste 6 complaints regarding odour 69 complaints relating to drinking water pressure or flow 226 complaints relating to continuity of supply 10 complaints regarding the TDC response to these issues		Clarity -5 Taste - 5 Odour - 0 Water pressure - 484 Continuity of supply (no flow) - 253 TDC response -16	Clarity - 22 Taste - 26 Odour – 2 Water pressure - 536 Continuity of supply (no flow) - 344 TDC response 21		The high number of complaints during this period relate to the Temuka water supply issue in late November to December, when asbestos fibres were found in the pipes.
	Water Supply services user satisfaction levels	No survey 2016/17 as this is conducted biannually *2015/16: 90%*	85% or greater	To be reported 30 June 2018		Not measured	Part of biannual community survey to be reported June 2018
	Water Supply services overall satisfaction levels	No survey 2016/17 as this is conducted biannually *2015/16: 90%*	85% or greater	To be reported 30 June 2018		Not measured	Part of biannual community survey to be reported June 2018
Provide demand management of water supply services	Average consumption of drinking water per day per resident within the Timaru district **(Mandatory)**	307 litres per person per day (determined by Water Balance calculations)	To be determined	To be reported 30 June 2018		Not measured	Part of biannual community survey to be reported June 2018
Deliver water services according to required environmental standards	Compliance with Resource Consent conditions**	Compliance was achieved with all consent conditions to take water, to discharge water and to allow works in rivers.	Compliance with all consent conditions*	2 instances of non compliance	2 instances of non compliance	Off target	Compliance was not achieved with the consent to take water from the Pareora. The take quantity was exceeded for 3 days but the water was being discharged back into the river about 1km downstream. This occurred while maintenance of the pipeline was being undertaken.

	WATER SUPPLY – LEVELS OF SERVICE						
Level of Service	Performance Measure	Result 2016/17	Target 2017/18	To 31 Dec 2017	To 31 Mar 2018	Status	Comments
							Compliance with the new Rangitata Orari scheme consent was not achieved as the required water supply strategy has not yet been completed
Deliver affordable water supply services	Customer satisfaction with value for money of water supply services	No survey 2016/17 as this is conducted biannually *2015/16: 86%*	85% or greater	To be reported 30 June 2018		Not measured	Part of biannual community survey to be reported June 2018
	Operating cost of combined water supplies	Achieved. Excluding corporate overhead, depreciation and loan expenses, the revised budgeted total operating expenditure for water supplies (including all (100%) of Downlands and the Rangitata Orari water race scheme) was $3,972,800 and the actual expenditure was $3,501,000.	Actual operating cost within budget	To be reported 30 June 2018		Not measured	Part of biannual community survey to be reported June 2018

* Attendance - response time applies from the time the local authority receives notification, to the time service personnel reach the site

* Resolution - response time applies from the time the local authority receives notification, to the time service personnel confirm resolution of the fault or interruption.

*An urgent callout is one that has a P1 priority rating and leads to a complete loss of supply of drinking water

** excluding minor non-compliances as reported by Environment Canterbury

WATER SUPPLY - CAPITAL WORKS (July 2017– June 2018)					
		$ Budget *(GST excl)*	**Status**	**Summary of Progress**	**Expected Completion**
WS1	**Urban Water Supplies -Reticulation and Services Renewals** Renewal of pipes, valves, hydrants and other water supply assets in the urban water schemes that have reached the end of their design life, including renewals generated as a result of maintenance to the water supply network	1,866,500	In progress	**Complete:** Miro Street, Kabul Street, Manse Street Watermain Renewal, and Temuka Trunk Main Renewal YTD=$2,892,175 **In Progress:** Hayes and Richie Street Watermain Upgrade Forth Street, Cornwall Street, Afghan Street Watermain Renewal YTD =$1,243,148	June 2018
WS2	**Urban Water Supplies -Fixed Plant and Equipment** Renewals at urban water supplies, including pumps, reservoir pipeworks, plant equipment, instrumentation, electrical, controls, telemetry, intakes and treatment renewals	816,000	In progress	Estimated expenditure to 30 June YTD=$214,730	June 2018
WS3	**Urban Water Supplies - Timaru Pareora Pipeline Renewal** Renewal of the Timaru Pareora pipeline due to condition and performance issues	2,000,000	In progress	Topography survey completed. Design in progress. Estimated expenditure to 30 June 2018: $500,000.	2019/20
WS5	**Urban Water Supplies - Temuka Source Upgrade** Project to improve the Temuka water source through the use of alternative ground water sources	150,000	In progress	YTD=$17,133	2018/19
WS7	**Urban Water Supplies - Pleasant Point Treated Water Storage** A new treated water storage facility for Pleasant Point to increase storage capacity for the network	460,000	In progress	Construction is in progress. Estimated expenditure to 30 June 2018 $860,000, including carry forward. YTD =$440,217	June 2018
WS8	**Urban Water Supplies - Timaru Reservoir Cover** Renewal of the Timaru Reservoir cover that has deteriorated due to age. This will occur in stages.	750,000	Not started	Not proceeding this year	2020/21

WATER SUPPLY - CAPITAL WORKS (July 2017– June 2018)					
		$ Budget *(GST excl)*	**Status**	**Summary of Progress**	**Expected Completion**
WS9	**Urban Water Supplies – Upgrade to Supply Te Moana from Geraldine** Upgrade of Geraldine network related to the supply of water to the Te Moana Scheme	364,000	Not started	This is the required booster pumps in Geraldine and pump upgrade in Tripp Street. Design has not started yet.	2018/19
WS10	**Rangitata-Orari Renewals** Renewal of the stock races, intake protection and fish screens.	100,000	In progress	Race renewals: Budget =$50,000 YTD=$0 Intake protection: Budget =$50,000 YTD=$5,250	July 2018
WS11	**Seadown Water Supply Reticulation Renewals** Renewal of pipes, valves, hydrants and other reticulation assets that have reached the end of their useful lives	75,000	In progress	Subject to reactive maintenance YTD=$1,089	June 2018
WS14	**Seadown Water Supply Treatment Upgrade** Upgrade to the treatment of the Seadown water supply to meet drinking water standards	60,000	Not Started		June 2018
WS15	**Seadown Water Supply Leak Detection and Network Analysis and Metering** Analysis of the water supply network and leak detection to improve supply delivery in the Seadown Scheme	2,000	In progress	Work is being undertaken under the operations budget	
WS16	**Seadown Water Supply Storage Upgrade** Improvements to the water storage capacity for the Seadown water supply to industry standard of one days storage	40,000	Not started	No resource to undertake this work due to Temuka Trunkmain Renewal.	

WATER SUPPLY - CAPITAL WORKS (July 2017– June 2018)					
		$ Budget *(GST excl)*	**Status**	**Summary of Progress**	**Expected Completion**
WS17	**Te Moana Downs Water Supply Reticulation Renewals** Replacement of pipes in the reticulation network that have reached the end of their useful life	922,000	In progress	Completed: McKeown Road Watermain Upgrade In Progress: Geraldine Area Wide Water Strategy Small Mains Upgrade construction in progress Revised Budget=$1,172,000 Estimated expenditure to 30 June 2018 $630,000 YTD=$171,347	June 2018
WS18	**Te Moana Downs Water Supply Network Capacity Upgrade** The network capacity of the Te Moana Downs supply is being increased and enhanced to accommodate being supplied from the Geraldine supply, and to improve water quality in the Te Moana network	802,000	Not started	No resource to undertake this work due to Temuka Trunkmain Renewal.	
WS19	**Te Moana Downs Water Supply – Renewals** Replacement of jets, tanks, pump and chlorination equipment that have reached the end of their useful life	15,000	In progress	Jet renewals: Budget =$10,000 YTD=$1,063 Chlorination renewal: Budget=$5,000 YTD=$0	June 2018
WS20	**Te Moana Downs Water Supply Leak Detection, Network Analysis and Metering** Analysis of the network and leak detection to improve supply delivery in the scheme	10,000	In progress	Work is undertaken under the operations budget	
Downlands Water Supply (82% owned by TDC - figures for TDC portion only)					

WATER SUPPLY - CAPITAL WORKS (July 2017– June 2018)					
		$ Budget *(GST excl)*	**Status**	**Summary of Progress**	**Expected Completion**
WS21	**Mains, Tanks, Intake Renewals and Leak Detection** Programmed renewal of mains, intake renewals, and network leak detection and renewal of pipes, plant and other assets identified through maintenance of the network.	6,535,400	In progress	Minor renewals underway based on condition. Temuka Replacement Trunk main now substantially complete. Tengawai Trunkmain Upgrade in design status. Meeting with Heritage NZ for the overall Downlands Water Supply Upgrade project. Estimated expenditure to 30 June 2018: $4,240,000 YTD =$3,196,346	2017/18 – 2019/20
WS22	**Renewal of Jets and Equipment** Renewal of jets, telemetry, switchboard and solar panels, pumps and chlorination equipment that have reached the end of their useful life	49,200	In progress	Jet renewal programme underway YTD=$29,420	June 2018
WS23	**Network Analysis and Metering** Water supply modelling and meters to establish water demand in particular areas of the Downlands water supply	57,400	In progress	Shadow calibration of June 2018 water model underway. Data Loggers Renewal ongoing YTD=$5,900	June 2018
WS25	**Infiltration Gallery Upgrade and Low Lift Pumps** Upgrade of the Te Ngawai infiltration gallery and low lift pumps	1,230,000	In Progress	Estimated expenditure to 30 June 2018 $82,000 YTD=$26,090	2018/19
WS26	**Reservoir Cover and Pipework** Re-covering, lining and pipework renewals at Downlands Scheme reservoirs	275,520	Not started	Optimiser completed, risk assessment will need to be carried out whether it can be abandoned. Lining contractor is being sourced. No expenditure is expected this financial year.	2019/20
		$16,580,020			

Water Supply Capital Projects Summary	$
• Completed	0
• In Progress	15,090,500
• Not Started	1,489,520

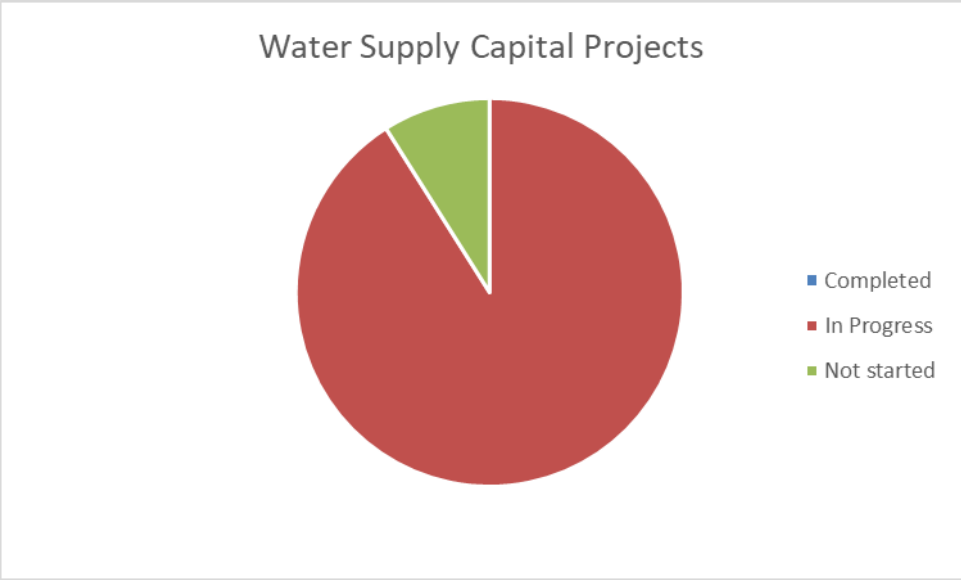

Timaru District Council
for the Meeting of 22 May 2018

Report for Agenda Item 13

Prepared by **Megan Geng**
Planner

Mark Geddes
District Planning Manager

Growth Management Strategy

Purpose of Report

1. The purpose of this report is to request the adoption of the revised draft version of the '*Timaru District 2045 – Growth Management Strategy*' hereafter referred to as the 'GMS' (separately circulated electroncially).

Background

2. In October 2014, Council resolved to prepare a GMS. The GMS is a 30 year strategy to manage land use growth, which will inform the supply of zoned land provided through the District Plan Review . It addresses urban and rural land use growth in the district, including the growth of residential, rural residential, industrial, commercial and recreational activities. The GMS also informs the Long Term Plan, particularly the provision of infrastructure services and may also inform the provision of infrastructure by non-Council agencies.

3. Consultation on the GMS commenced in July 2015 with the release of an issues and options report for public and stakeholder comment. Following this, the GMS was drafted then pre-released to key stakeholders[1] for their comment. Feedback from these stakeholders was considered in preparing the final draft GMS that was notified in April 2017 for public consultation. Environment Canterbury, the South Canterbury District Health Board and all the Community Boards endorsed the Draft GMS before its public release. This consultation was part of a consultation plan agreed to by the Environmental Services Committee on 22 November 2016, which employed a range of consultation techniques to raise awareness of the GMS; provide information; and to obtain feedback.

4. The feedback period on the Draft GMS was from 1 April to 12 May 2017. A total of 75 submissions were received on a range of issues with submissions being in both support and opposition to the GMS. In August 2017, Council resolved that a

---

1 Geraldine, Temuka & Pleasant Point Community Boards; Aoraki Development; South Canterbury Chamber of Commerce; KiwiRail; NZTA; Federated Farmers; Environment Canterbury; South Canterbury District Health Board

Subcommittee comprising a Commissioner (Bill Wasley), the Mayor and Councillors Stevens and O'Reilly hear submissions and make decisions on the draft GMS. Submissions were heard by the Subcommittee on 6 and 7 December 2017. A decision on the GMS was made by the Subcommittee on 10 April 2018 and was notified to the public and submitters in May 2018. All changes made to the GMS by the Subcommittee have been incorporated in the final revised draft version of the document that has been pre-circulated electronically to the Council and are also publically available on Council's website.

Options

5. The options to address this matter are to:

    a. Adopt the GMS as a Council strategy.

    b. Not adopt the GMS.

    c. Amend the GMS.

6. Adopting the GMS will ensure that:

    d. there is a strategic and integrated approach to the management of land use growth;

    e. a robust, transparent and evidence led process has been followed to determine Council's strategy regarding land use growth management;

    f. Council's management of land use growth meets statutory obligations;

    g. the GMS informs the District Plan Review, Long Term Plans and infrastructure provision.

7. Not adopting the GMS would likely lead to:

    h. Council providing no strategic direction regarding land use growth;

    i. no robust, transparent and evidence based process to guide land use growth decisions in the District Plan Review, Long Term Plans and in infrastructure provision;

    j. land use growth occurring in an ad hoc and uncoordinated manner leading to unsustainable and inefficient outcomes;

    k. land use growth not meeting statutory obligations.

8. The implications of amending the GMS would depend on the amendment. If the amendment was a material change to the GMS, the appropriate course of action would be to re-notify the GMS and hear any submissions before determining the matter.

Identification of Relevant Legislation, Council Policy and Plans

9. Local Government Act (LGA) 2002
10. Resource Management Act 1991

Consultation

11. Consultation on the GMS occurred in three major stages between July 2015 to May 2017 as described under 'Background' section of this report. This included consultation with elected members; Council staff and stakeholders. It also included consultation opportunities for affected landowners and the public.

Other Considerations

12. There are no other considerations relevant to this matter.

Assessment of Significance

13. The GMS was not deemed significant under Council's Significance and Engagement Policy by the Environmental Services Committee on 22 November 2016. The key reason for this is that the GMS is primarily a background document that informs the District Plan Review and the Long Term Plan that both have their own statutory consultation processes. As indicated above, significant consultation has been conducted in relation to the GMS.

Funding Implications

14. The GMS will help ensure land use growth occurs in sustainable locations and forms. It will also ensure that the efficient delivery of infrastructure is a primary consideration in decisions regarding land use growth. Accordingly, the GMS is expected to significantly reduce transport and infrastructure costs that otherwise would occur if land use growth was not managed appropriately.

15. Funding for the implementation of the GMS has been addressed in the Long Term Plan, with funding of $60,000 to review the GMS every three years between 2020 and 2027 . This will ensure that the GMS is kept up to date.

Conclusion

16. The Council shall consider adopting the final revised draft version of 'Timaru District 2045 – Draft Growth Management Strategy' as a Council strategy.

Recommendations

a. That the report be received.

b. That the final revised draft version of the document titled 'Timaru District 2045 – Growth Management Strategy' is adopted as a Council strategy.

Timaru District Council

for the Meeting of 22 May 2018

Report for Agenda Item No 14

Prepared by Ruth Clarke
Waste Minimisation Manager

Eco Centre Funding

Purpose of Report

1. To identify options for the funding of the proposed Eco Centre at Redruth.

Background

2. The Sustainable South Canterbury Trust (SSCT) has applied to the Council through the Long Term Plan 2018-2028 submission process for funding of $150,000 being 10% of the estimated cost of the proposed new Eco Centre at Redruth. The SSCT LTP submission is attached.

3. A previous report to Council outlined the Trust's vision and development of the Eco Centre site and building.

4. The proposal was supported by Council at the LTP hearings and Council requested this report on possible funding options.

Options

5. There is no specific capital budget allocated for the Eco Centre in the Waste Minimisation budget. Given the high annual income from waste to landfill forecast over the next several years, it is proposed that the funding be allocated from operational income. Over the last three years, gate revenues have increased year on year. In 2017/18 the gate revenue is estimated to be $3.0 million and this amount is $150,000 ahead of budget projections as estimated in December 2017. If waste tonnages remain at current levels, a similar gain is predicted for future years.

6. The benefit of this approach is that no new funding is required and as the request is for a grant it is appropriate to fund this from cashflow.

7. Option 1 is to fund the full amount in Year 1.

8. Option 2 is to provide a $75,000 contribution in Years 1 and 2.

9. Option 3 is to spread the contribution over Years 1, 2and 3 at $50,000 per annum.

Identification of Relevant Legislation, Council Policy and Plans

10. Draft LTP 2018 - 2028

Assessment of Significance

11. This matter is not deemed significant under the Council's Significance and Engagement Policy.

Consultation

12. The SSCT submission was received as a result of the consultation process associated with the Draft Long Term Plan 2018 – 2028.

Other Considerations

13. No legal advice has been sought on this matter.

14. The Waste Minimisation Unit, Drainage and Water Unit and Parks Unit are supportive of the application as the Eco Centre will be able to be used for a wide range of educational purposes.

Funding Implications

15. The proposed funding option will affect the waste minimisation net result by $50,000-$75,000 per annum. The waste income budget forecasts are conservative, so it is likely that this funding will not adversely affect the forecast as shown in the draft budget 2018 - 2028.

Conclusion

16. The building of the Eco Centre will benefit the wider community as well as supporting areas of Council interest such as waste, water and recreation.

Recommendations

1. **That the funding be provided from the operational income for the Waste Minimisation activity over Years 1 and 2 of the LTP 2018-2020.**

2. **That the SSCT confirm that sufficient funding is available to enable the project to be completed prior to Council releasing its funding contribution.**

Sustainable SC Trust
192170

05 April 2018

Timaru District Council
P.O. Box 522
TIMARU 7940
(by email)

SUBMISSION TO LONG TERM PLAN 2018-28- ECO-CENTRE DEVELOPMENT

The Sustainable South Canterbury Trust does not wish to make specific comment on the nominated topics in the Council Long Term Plan. Our submission is for the Council to support the development of an Eco-Centre at Redruth.

The Council currently has great cultural and learning facilities with the museum, art gallery and Theatre Royal, however the Timaru District and wider South Canterbury area does not have any community environmental facilities. Climate Change is now a reality and how the community will evolve with a sustainable approach is now a changing field for individuals the business sector and rural sector. An Eco-Centre will provide a platform to help bridge the changes that will be necessary for our community to adopt.

The Trust has previously presented to the Council about the Eco-Centre project and provided updates. Construction specifications and drawings have now been finalised and the intent is for tender pricing to be completed shortly. Completed tender pricing will assist with further funding applications still to be made. The immediate priority for the project is to establish the relocated building currently stored temporarily onsite on pallets onto a secure foundation.

PROJECT SCOPE

The Eco-Centre provides an opportunity to the Timaru District Council and once opened will enable increased communication with ratepayers as citizens and businesses, from an 'independent ally' with both a display/demonstration and a meeting place:

- To encourage better quality storm water management practices, and rainwater storage for garden & toilet use;
- To encourage effective recycling and home composting, plus re-use, waste avoidance and minimisation choices;
- To encourage consideration of composting toilets as an option in appropriate locations;
- To encourage active recreation (walking, cycling, gardening) by use of Council coast and Saltwater Creek walkways & nearby Otipua Wetland;
- To inform house owners on how to get warm dry homes and workplaces, in collaboration with EnergySmart. Would be a useful focal point until TDC gets an 'Eco Design Advisor' working alongside the Building Consents team (as Christchurch and Dunedin have done);
- To support schools and ARA polytechnic sustainability education, in collaboration with Enviroschools and Sustainable Living education trust;
- To enable a facility for businesses to display innovation, services.
- To inform and inspire the coming together of the various sectors of our community

The above are just some of the potential to build rapport with the community.

PROJECT ECONOMICS

The project encompasses a 5 year capital development programme with an estimated total cost being $1,347,000. A Copy of the Eco-Centre plans are appended.

Capital Expenditure	2018	2019	2020	2021	2022
Design & Contract Administration	$56,600	$2,000	-	-	-
Eco-Centre Construction	$404,827	$615,538	-	-	-
Services	$40,000	-	-	-	-
Roading	-	$40,000	-	-	-
Classroom & Display Resources	-	$40,000	-	-	-
Natural Discovery	-	-	$25,000	$25,000	$25,000
Nursery/community Garden	-	$23,000	$5,000	$45,000	$
Annual Totals	$501,427	$720,538	$30,000	$70,000	$25,000

Funding is anticipated from a number of funding organisations, Councils, sponsorship and in-kind supplies and services. To date the Trust has funded the building relocation from reserve funds and has recently been successful with funding of $150,000 from the Community Trust of Mid-South Canterbury.

The Trust is seeking a contribution of $150,000 from the Timaru District Council towards the capital development of the Eco-Centre. $150,000 is a contribution of just over 10% towards such a worthy project and asset for the community. A similar request is being made from the Canterbury Regional Council as part their Long Term Plan process.

Once operational, the Eco-Centre may have estimated annual overheads of approximately $32,500 subject to final operating models, e.g. volunteers, etc. It is possible that Timaru District Council and Environment Canterbury could have staff located there. It will also provide a neutral venue for community consultation, etc.

Operating Income		Operating Expenses	
TDC - Grant	$ 10,000	Display costs	$ 4,000
Ecan - Grant	$ 10,000	General Expenses	$ 4,000
Sponsorship	$ 10,000	Insurance & Legal	$ 5,000
Donations	$ 500	Administration	$ 5,000
Charges/Hire	$ 2,000	Repairs/Maintenance/Services	$ 13,000
Total Income	$ 32,500	**Total Expenses**	$ 31,000
		Net Surplus/(Deficit)	$ 1,500

The trust requests that the Timaru District Council makes allowance for $150,000 contribution to the capital development of the Eco-Centre in the 2018/19 year and that $10,000 is funded annually thereafter as a contribution for the on-going annual operating costs of the Eco-Centre
This contribution will enable priority access for the Timaru District Council to use the Eco-Centre.
Thank you for considering the submission of the Trust.
Kind regards

Brian Gallagher,
Chair – Sustainable South Canterbury Trust,
Mob: 0274 502470

perspective images

rushton architects
NZIA REGISTERED ARCHITECTS



SUSTAINABLE SOUTH CANTERBURY 06

PROPOSED DEVELOPMENT

jn0832 July 2017 DP05 sheet 06 of 6

this drawing is copyrighted no part of this drawing may be reproduced in any form copyright remains at all times with Rushton Architects Ltd

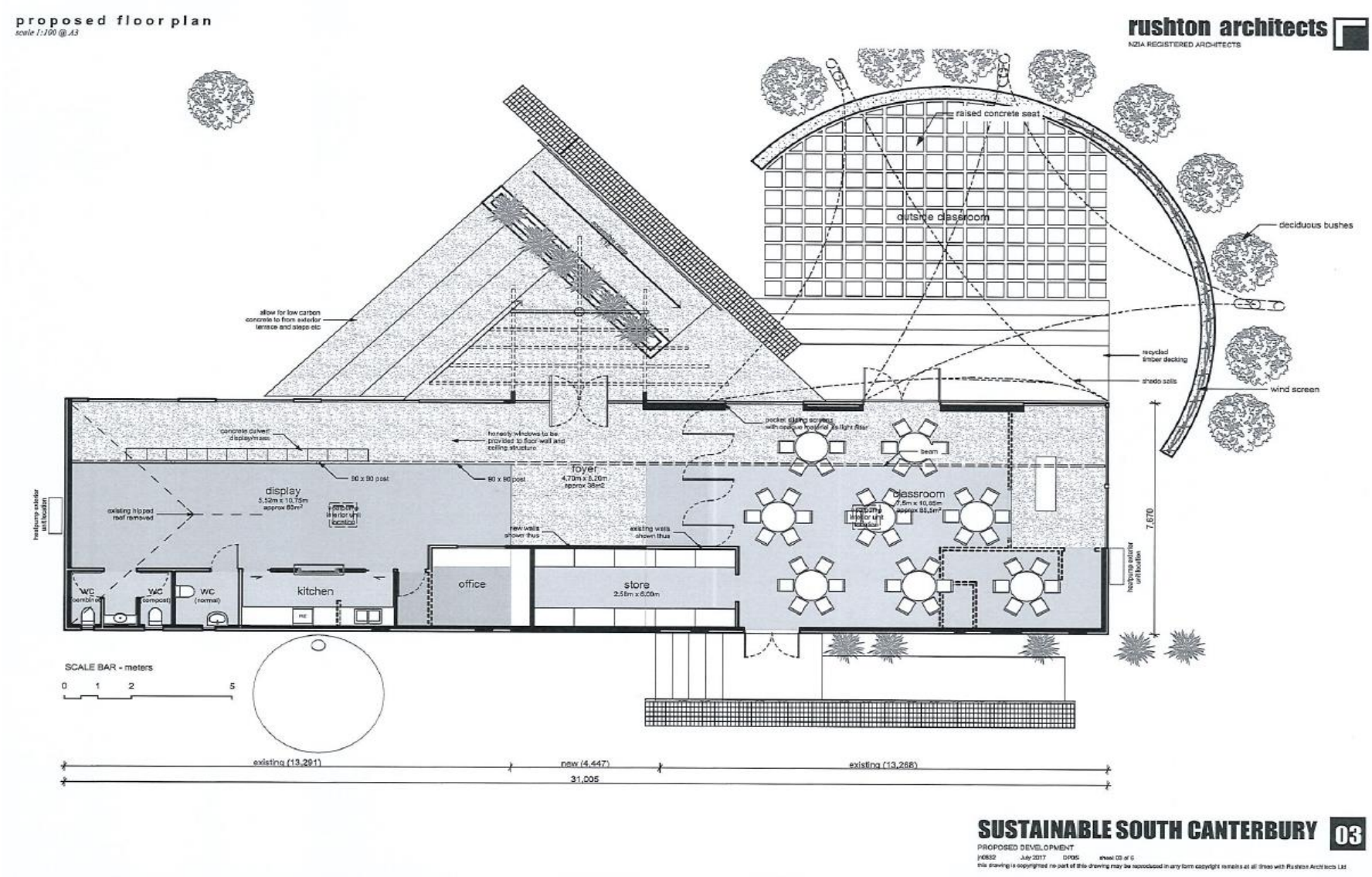
proposed floor plan
scale 1:100 @ A3
rushton architects
NZIA REGISTERED ARCHITECTS
raised concrete seat
outside classroom
deciduous bushes
allow for low carbon concrete to from exterior terrace and steps etc
recycled timber decking
shade sails
wind screen
concrete culvert display/mass
honesty windows to be provided to floor wall and ceiling structure
pocket sliding screens with opaque material as light filter
beam
90 x 90 post
90 x 90 post
foyer
4.70m x 8.20m
approx 38m2
display
5.52m x 10.75m
approx 60m²
existing hipped roof removed
heatpump exterior unit location
new walls shown thus
existing walls shown thus
classroom
7.5m x 10.65m
approx 85.5m²
heatpump exterior unit location
7,670
WC (combined)
WC (compost)
WC (normal)
kitchen
office
store
2.58m x 6.00m
SCALE BAR - meters
0 1 2 5
existing (13,291)
new (4,447)
existing (13,268)
31,005
SUSTAINABLE SOUTH CANTERBURY
03
PROPOSED DEVELOPMENT
j0832 July 2017 DP05 sheet 03 of 6
this drawing is copyrighted no part of this drawing may be reproduced in any form copyright remains at all times with Rushton Architects Ltd

Timaru District Council

For the Meeting of 22 May 2018

Report for Agenda Item No 15

Prepared by Mark Low
Corporate Planning Manager

Local Government (Community Well-being) Amendment Bill - Timaru District Council Submission

---

Purpose of Report

The purpose of this report is to seek approval of the Council of a draft Timaru District Council submission in response to the Local Government Act (Community Well-being) Amendment Bill *[the Bill]*. (The draft submission is circulated separately)

Background

The Bill has been introduced by the new government to amend the Local Government Act 2002 to reinstate references to social, economic, environmental, and cultural well-being, removed by the previous government in 2012. It also repeals the core services clause, and widens the definition of community infrastructure for development contributions purposes.

The Bill is currently before the Governance and Administration Select Committee, with submissions closing on Friday 25 May 2018.

A Canterbury Mayoral Forum Submission on the Bill has been prepared, which the Council has supported.

Council Submission

A Council submission has been drafted on the Bill using a range of sources including work of the Canterbury Policy Forum, Local Government New Zealand, the Society of Local Government Managers and other Councils.

Options

The Committee has the option to approve the submission to the Select Committee or not.

Identification of relevant legislation, Council policy and plans

Local Government (Community Well-being) Amendment Bill 2018
Local Government Act 2002

Assessment of Significance and Engagement

The matter has low significance under the Council's Significance and Engagement Policy.

Consultation

No consultation is necessary on this matter.

Other Considerations

There are no other considerations.

Funding Implications

There are no financial implications.

Conclusion

The Local Government (Community Well-being) Amendment Bill introduces changes to the purpose and role of local government and the development contributions regime that will potentially have some impacts on the Council. This submission process represents the formal opportunity for the Council to give feedback on the Bill.

Recommendations

1 **That the report be received and noted.**

2 **That the Committee approves the draft submission for sending to the Government and Administration Select Committee.**

Timaru District Council

For the Meeting of 22 May 2018

Report for Agenda Item No 19

Prepared by **Bede Carran**
Chief Executive

Exclusion of the Public

Recommendation

That the Council resolves to exclude the public on the grounds contained in Section 48(1) of the Local Government Official Information and Meetings Act:

Directorships Section 7(2)(a)	The withholding of the information is necessary to protect the privacy of natural persons, including that of deceased natural persons.