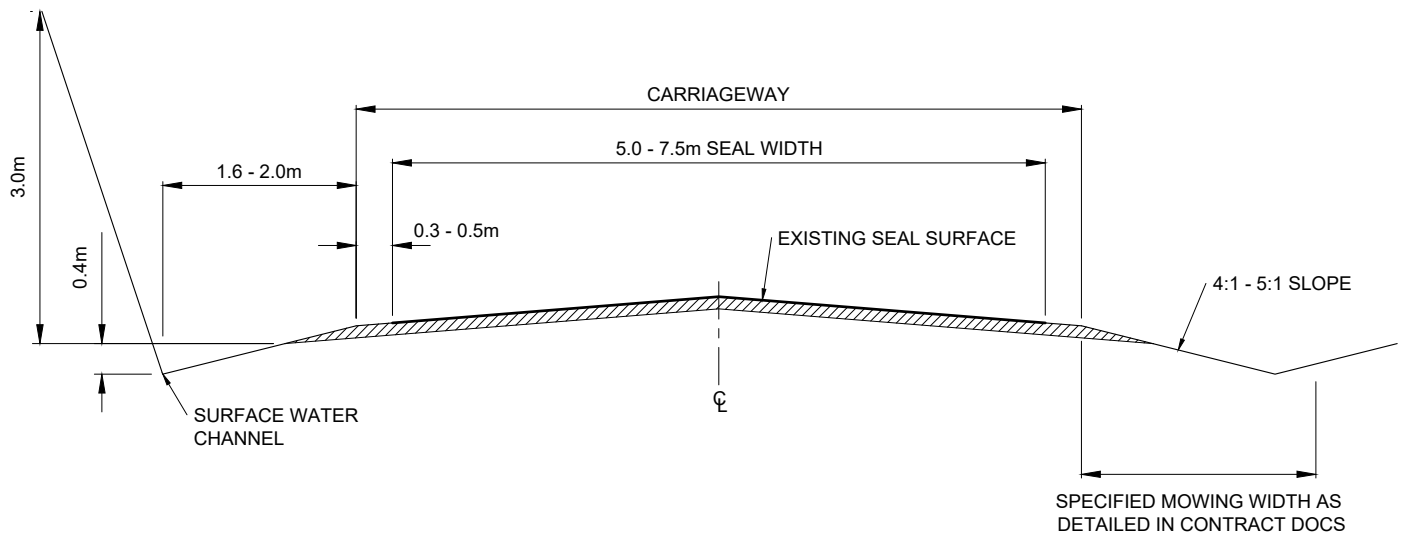
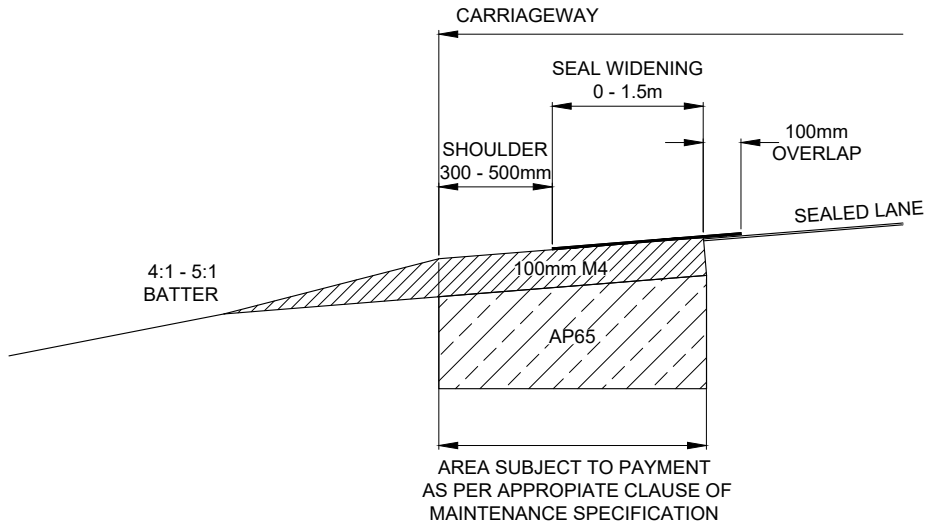


**STANDARD CROSS SECTION - UNSEALED RURAL ROAD**  
NOT TO SCALE

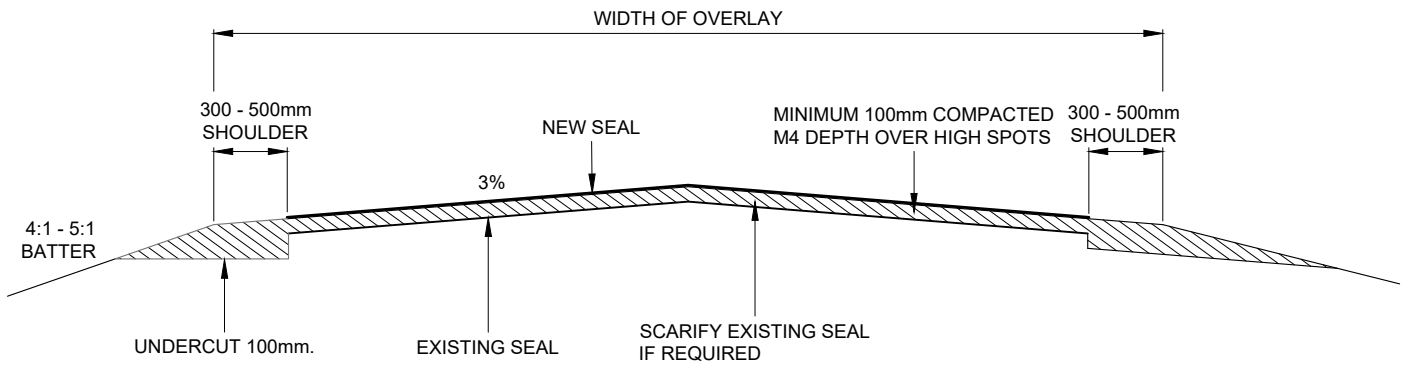


**STANDARD CROSS SECTION - SEALED RURAL ROAD**  
NOT TO SCALE

DRAWING USED BY TLA :							TITLE:	ORIGINAL SCALE (A4):	NOT TO SCALE
	ADC Y/N	TDC Y/N					<b>SEALED &amp; UNSEALED RURAL ROADS</b> <b>AORAKI ROADING COLLABORATION</b>	DRAWING NUMBER:	REVISION:
	MDC Y/N	WDC Y/N				<b>G-106</b>		<b>C</b>	
									SHEET: 1 OF 2



**STANDARD CROSS SECTION - SEAL WIDENING**  
NOT TO SCALE



**STANDARD CROSS SECTION - SEAL OVERLAY**  
NOT TO SCALE

DRAWING USED BY TLA :					TITLE:  <b>SEAL WIDENING &amp; SEAL OVERLAY</b>  AORAKI ROADING COLLABORATION	ORIGINAL SCALE (A4):	NOT TO SCALE	
	ADC Y/N	TDC Y/N				DRAWING NUMBER:	<b>G-106</b>	REVISION:
	MDC Y/N	WDC Y/N						<b>C</b>
							SHEET:	