

RESOURCE PLANNING AND REGULATION COMMITTEE
FOR THE MEETING OF 3 AUGUST 2010

Report for Agenda Item No

Prepared by - Rick Catchpowle
Environmental Services Manager

Dog Control Annual Report – 2009-2010

Purpose of Report

The purpose of this report is to acquaint the Council of dog control activities during the period 1 July 2009 to 30 June 2010.

Background

Section 10A of the Dog Control Act 1996 requires that the Council provides specific data to the Secretary for Local Government by way of an annual report each financial year. This report is provided to satisfy that requirement.

Options

It is a statutory requirement of Council to provide an annual report each financial year which must be publicly notified and forwarded to the Secretary for Local Government.

Identification of Relevant Legislation, Council Policy and Plans

- Dog Control Act 1996
- Timaru District Council Bylaw, Chapter 12 - Control of Dogs
- Timaru District Council Policy Document - Dog Control

Assessment of Significance

This issue is not considered significant in relation to the overall Council activities.

Consultation

No consultation is proposed in respect of this report.

Dog Control Statistics

The following dog control data relates to the 12 month period ending 30 June 2010.

1 Number of registered dogs

	2006/07	2007/08	2008/09	2009/10
Timaru	3194	2780	2952	2735
Geraldine	1112	1548	1595	1700
Pleasant Point	181	195	210	139
Temuka	2012	1335	720	715
Pareora	99	345	1531	1662
Rural areas	2447	859	1754	1465
Non-designated	47	0	0	0
Total	8336	7062	8042	8416

*Note: Whilst the total of registered dogs within the district is considered accurate, the breakdown for specific areas should not be taken as exact, due to the previous ill defined geographical areas and antiquated reported methods. However, new reporting methods should ensure an accurate breakdown for 2010/11.

2 Number of probationary owners

	2006/07	2007/08	2008/09	2009/10	Trend
Total	2	2	1	1	➔

3 Number of disqualified owners

	2006/07	2007/08	2008/09	2009/10	Trend
Total	1	1	1	1	➔

4 Number of dogs classified as dangerous

	2006/07	2007/08	2008/09	2009/10	Trend
Total	2	4	3	4	➔

5 Number of dogs classified as menacing

	2006/07	2007/08	2008/09	2009/10	Trend
Total	34	35	46	52	⬆

6 Number of dog related service requests received

		2006/07	2007/08	2008/09	2009/10	Trend
Person wanting to adopt a dog	Full Year	18	33	17	13	↓
Barking dog	Full Year	235	249	242	250	→
Dog biting an animal	Full Year	53	34	35	56	↑
Dog attacking a person/vehicle	Full Year	26	22	32	22	↓
Dog fouling a public place	Full Year	12	13	12	13	→
Dog found by a person	Full Year	378	448	418	388	↓
Dog lost by owner	Full Year	342	386	397	360	↓
Miscellaneous - Dog	Full Year	134	154	339 ⁽¹⁾	152	↓
Unregistered dog	Full Year	11	44	31	39	→
Dog in prohibited area	Full Year	1	5	5	17	↑
Dog rushing person in a public place	Full Year	69	96	88	71	↓
Dog wandering	Full Year	333	243	352	354	→
Total	Full Year	1620	2059	2128	1735	↓

(¹) Increase due to community micro chipping being included in this category

7 Number of dogs impounded

		2006/07	2007/08	2008/09	2009/10	Trend
Collected by owner	Full Year	243	273	275	278	→
Destroyed	Full Year	56	170	97	86	↓
Adopted from pound	Full Year	28	30	8	6	→
Total	Full Year	329	475	372	370	→

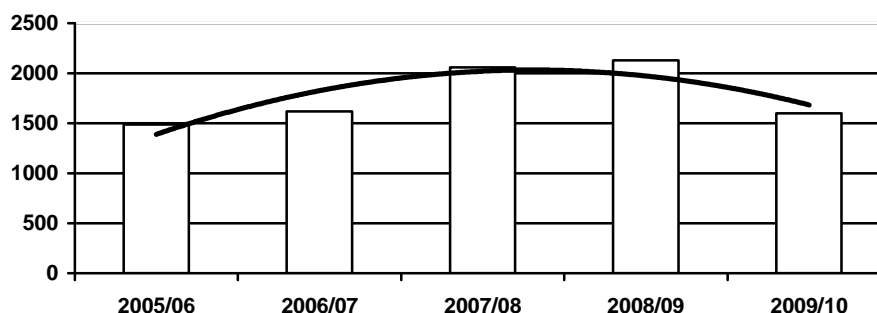
8 Number of infringement notices issued

		2006/07	2007/08	2008/09	2009/10	Trend
Unregistered	Full Year	30	123	317	460	↑
Non-compliance – fencing order		-	-	-	19	↑
No control / confined	Full Year	37	34	73	119	↑
Failure to comply – menacing		-	-	-	39	-
Dog in Prohibited Area	Full year	1	30	11	2	↓
Obstruction	Full Year	0	0	8	2	↓
Failure to comply – microchipping		-	-	-	105	-
Failure to advise of change of address	Full Year	1	4	2	5	↓
Total	Full Year	69	169	544	751	↑

9 Number of prosecutions undertaken

	2006/07	2007/08	2008/09	2009/10	Trend
Total	0	2	5	5	→

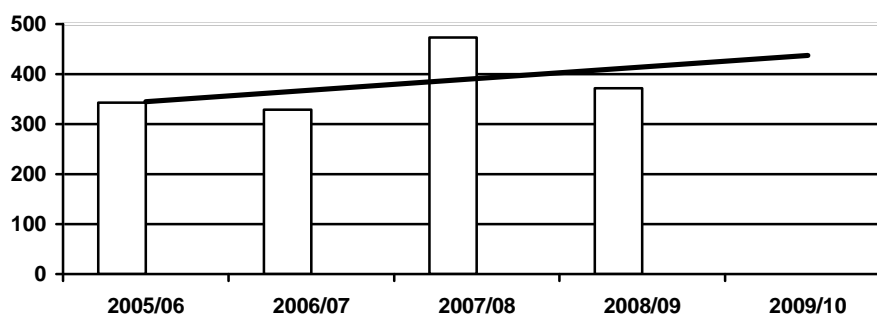
Total Number of Service Requests received



	2005/2006	2006/2007	2007/2008	2008/2009	2009/10
Service Request	1486	1620 ↑ (9%)	2059 ↑ (27%)	2128↑	1735↓

This decrease can be explained by a greater awareness by dog owners of their obligations to the Dog Control Act 1996 and Chapter 12 of the Timaru District Council Bylaw 2004 (Dog Control).

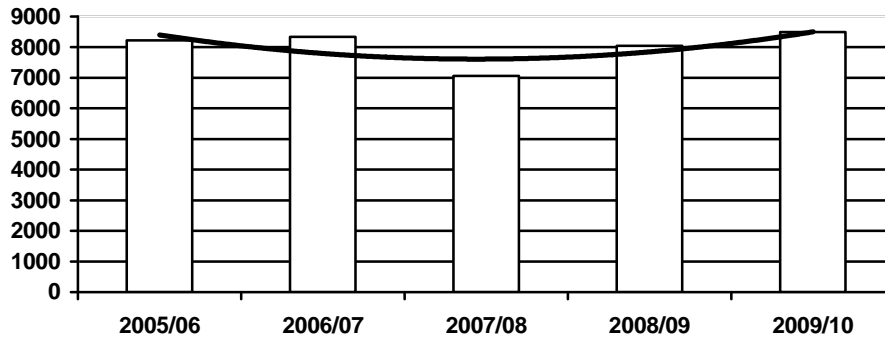
Total Number of Dogs Impounded



	2005/2006	2006/2007	2007/2008	2008/2009	2009/10
Impounding	343	329 ↓ (4%)	473 ↑ (44%)	372↓	370→

This slight decrease can be explained by the continuing focus on educating and compliance with registration and the increasing Selected Owner classifications. This, as previously reported, includes additional site inspections and fencing enforcement.

Total Number of Dogs Registered



	2005/2006	2006/2007	2007/2008	2009/2010
Registered	8224	8336 ↑ (1%)	7062 ↓ (15%)	8416 ↑

This increase can be explained by the continued non-registered project that has been undertaken throughout the year. The Council's electronic records have also been updated to reflect the transferred and deceased dogs previously reported.

Selected Owners

The registration fees, discounts the qualified SOP owner. The 2009/10 year has seen a slight decrease of qualified owners with 8% of all dog owners being approved SOP owners. Any enforcement action undertaken results in a stand down period from the SOP programme.

Education

Previously the team has focussed on education of both the dog owners and the wider community by way of school talks, community presentations and individual coaching. This approach has recently been supplemented by increased patrolling of areas such as Caroline Bay where officers are able to discuss issues and concerns directly with dog owners.

K9 Newsletter

The K9 newsletter again went out to all dog owners detailing fees, exercise areas and obligations. Early indications suggested this has been well received.

Microchipping

A new service for dog owners has been set up by way of a microchipping clinic at the Timaru District Pound. This service provides dog owners with a drop in service at weekends where on duty staff are available for microchipping and general advice.

Recommendation

That this Dog Control report be received, and adopted and that, as required by the Act, the report be publicly notified and forwarded to the Secretary for Local Government.