

# K9

2019/20 NEWSLETTER



## In this newsletter

**What's new?**

**Free micro-chipping**

**Our district dog exercise areas  
and lots more...**

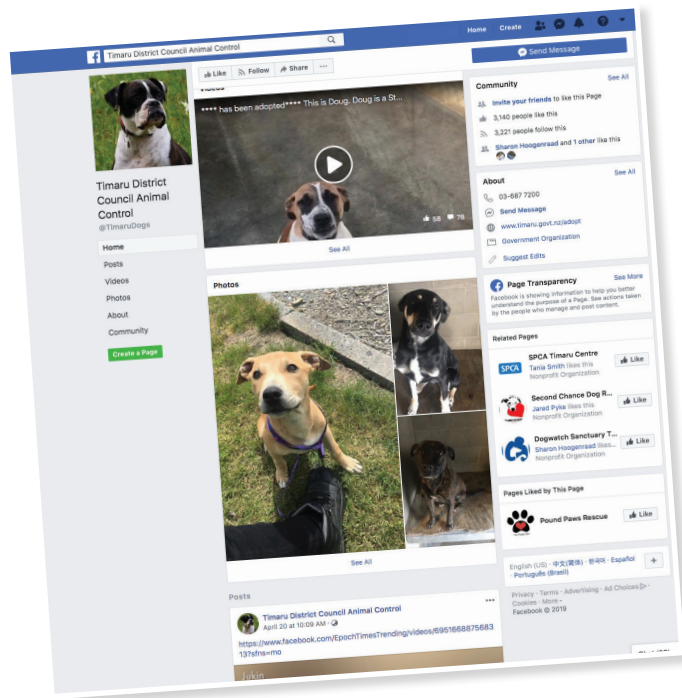
## Welcome to the 2019/20 K9 Newsletter

### What's new?

#### Facebook page name change!

Timaru District Dog Adoption Page has recently changed to Timaru District Council Animal Control

This has been developed for advertising purposes to help achieve a higher success rate in adopting dogs and to advertise upcoming events like micro chipping clinics, dog registration and much more.



#### How to follow us on Facebook:

Log into Facebook

Search: Timaru District Council Animal Control

Click on the page and click 'Like' so that you can receive any updates on this page in your news feed.

### Adopting a dog

The Council often has dogs available for adoption. To find out whether a dog is up for adoption please visit our Facebook page or call and talk to one of our friendly Animal Control Team on (03) 687 7200.

#### Costs of adoption


Adoption fees are \$102 to cover dog registration and part payment of neutering costs, (you receive a voucher to a vet of your choice).

Micro-chipping is carried out before the dog leaves the pound and there is no charge for an adopted dog.

#### Trial period

We have a ten day trial period to allow you to change your mind if the dog isn't working out for you and your family.

If the dog is brought back to the pound within that ten day trial period, your money will be refunded.



Dog registration

Do I need to register my dog?

Yes, all dogs over the age of three months old need to be registered with the Council.

It is important to keep all your details and your dog’s details on our register and the national register. To avoid an infringement, please let the Council know, within 14 days, if your dog dies, you sell or give it away, or you change your address.

You can now register online

If your dog is already registered, you can now renew your dog registration online by visiting [www.timaru.govt.nz/pay-online](http://www.timaru.govt.nz/pay-online)

New dogs need to be registered separately by visiting a Council office or service centre.

What happens if I don’t register my dog?

- You will have to pay your dog registration fee plus an additional late payment fee.
- When an unregistered dog is found the owner can be liable for a \$300 infringement.
- The dog can be seized and impounded.

Free micro-chipping

With current registration, comes FREE micro chipping!

The Council will be holding four micro-chipping clinics a year at the Leckie Street Dog Park in Timaru.

Dates and times are as follows:

Saturday 27 July 2019	11:30am – 12:00 noon
Saturday 26 October 2019	11:30am – 12:00 noon
Saturday 25 January 2020	11:30am – 12:00 noon
Saturday 25 April 2020	11:30am – 12:00 noon

If you would like your dog to be micro-chipped please come into the Council, Temuka or the Geraldine Service Centres and fill out a micro-chipping form prior to the clinic you wish to attend.

If you would like your dog/s micro-chipped outside of the set clinics or you would like our officers to visit your home, there will be a \$25 fee.

Why do we need to micro-chip our dogs?

- If your dog is lost and found the Council can easily re-unite you both
- It’s been a law since 2006 for all dogs to be micro-chipped (except for working farm dogs)
- If your dog has been impounded, declared dangerous or menacing then it will need to be micro-chipped even if it was registered prior to 2006



DOG EXERCISE INFO


The list below shows where dogs can be off lead while under complete control and areas that are prohibited.

Owners need be vigilant about watching their dog making sure it is under complete control at all times.

If you think that your dog may not like other dogs and is inclined to show aggression please take appropriate precautions and put a muzzle on your dog to prevent any possible attacks.

You can see maps of all dog exercise areas on the Council’s website

[www.timaru.govt.nz/dogs](http://www.timaru.govt.nz/dogs)



Please keep your dog on a lead until you are in the designated exercise area.

Timaru

Dog exercise areas

- Leckie Street Dog Park
- Marchwiell Park
- Redruth Park
- Scenic Reserve (Centennial Park)
- West End Park
- South Beach
- Waimataitai Beach
- Otipua Beach
- Caroline Bay – tidal area only 1 April to 30 September – inclusive each year.
- Saltwater Creek Walkway

Dogs prohibited

- Aorangi Park
- Caroline Bay
- Caroline Bay tidal area\* - 1 October to 31 March (inclusive each year)
- Stafford Street – from Sefton Street to North Street
- The Royal Arcade
- Otipua Wetlands
- Claremont Bush Reserve

\*Access to the beach tidal area is via Virtue Avenue to Northern car park and from the Port Loop Road to Marine Parade to the Marine Parade car park

Temuka

Dog exercise areas

- River areas (the river bed, i.e. shingle, streams and berm areas)
- Domain Avenue on the tree walkway between Rayner Street and Murray Street
- Temuka Domain (the area between the southern boundary of the Temuka holiday park and continuing along the storm water channel which follows the southern boundary of the Temuka of the Temuka golf course and east of the Torepe Fields car park, sport field and training areas).

Dogs prohibited

- Temuka Domain – the portion of Temuka Domain between the western boundary of the Temuka golf course and the eastern boundary of Fergusson Drive.
- Temuka Motor Camp



Geraldine

Dog exercise areas

- Reserve opposite Fire Station.
- Todd Park

Dogs prohibited

- Geraldine Domain – excluding walking track.
- Geraldine Motor Camp
- Ruakapuka Reserve playing fields.

Pleasant Point

Dog exercise areas

- River areas (the riverbed, i.e. shingle, stream, and berm areas).
- Pleasant Point domain (Fire brigade practice area when not in use by the fire brigade).

Dogs prohibited

- Camping Grounds – Labour Weekend until Easter (inclusive).

District Wide

The following areas are where dogs are prohibited:

- All children’s playgrounds
- The playing or training surface of any sports ground or sports field owned by the Council
- Within 10 metres of any child’s play equipment or play area or paddling pool in any park or reserve, or of any aviary in any park or reserve.
- Any swimming pool or other place owned or controlled by the Council, including all area within the fenced boundary of the swimming pool
- Public Libraries
- Premises used for, or in connection with, the manufacture, preparation, packing or storage or sale of food unless lawfully able to have dogs in their customer areas through their Food Control Plan.

NB: Therefore compliance shall be in accordance with food safety legislation current at the time.

Limitations

Where the walkway in an exercise area borders or passes through a prohibited area (e.g. playground area) and there is no alternative route, owners are allowed to continue along the walk way, providing their dog is on a leash and that the owner does not stop in that area.

Picnic areas within the exercise areas are designated dog on leash areas

Owner responsibilities

The following issues are the main complaints people in the community have with dogs in our community

- Clean up after your dog, always carry doggy doo bags. Bio degradable bags can be purchased from the Council, Temuka and Geraldine Service Centres.
- Walk your dog on a lead at all times apart from when you are in a dog exercise area.
- If a dog is rushing at people, it is the owner’s responsibility to make sure it does not threaten people in the community.
- If your dog shows any form of aggression towards people or animals please put a muzzle on it when you are in a dog exercise area.
- If your dog is causing a barking nuisance, it is the owner’s responsibility to prevent this.
- Please do not take your dog to any exercise areas while it is in season.

Dogs must be on a leash while away from the owner’s property other than:

- Working farm dogs.
- Dogs in the exercise areas as listed here.



## Prevention methods for behavioural issues

- Exercise your dog at least once day for at least 30 minutes.
- Provide them with water, toys and a bed while you are not home (they may get bored and anxious).
- If they are barking or rushing at people they can see on the footpath, block their view or keep them contained within the back yard.

## Dog bite prevention in schools

Our Animal Control Team has been visiting schools that wished to participate in our dog safety education programme. This involved a 30 minute presentation and was aimed at the 5 – 8 year old age group. The programme educates children on how to behave around dogs and how to protect themselves when approached by a dog, aiming to reduce dog bites and injuries in our community. This program is still made available to all schools and early childhood centres in the Timaru District.

The Council have received a lot of positive feedback from the schools that have participated in this program.



## Registration and micro-chipping

Category	Fee (\$)
Entire Dog	\$108.00
Neutered Dog	\$56.00
Rural Pet Dog	\$30.00
Working dog	\$30.00
Selected Owner	\$30.00
Guide Dogs/Hearing Dogs	\$0.00
Puppy 3-12 months*	\$30.00
Micro-chipping for registered dog owners that go to micro-chipping clinic	FREE
Micro-chipping outside of clinic / home visit	\$25.00

\*First fee, offered once in puppy's first year, then updated to adult fee.

## Here's how to contact us

### Timaru Main Office

2 King George Place

PO Box 522

Timaru 7940

Tel: (03) 687 7200 or 0800 484 632 (24 hours)

Email: [enquiry@timdc.govt.nz](mailto:enquiry@timdc.govt.nz)

### Temuka Service Centre

72-74 King Street, Temuka

Tel: (03) 687 7591

### Geraldine Service Centre

78 Talbot Street, Geraldine

Tel: (03) 693 9336

Visit our website at  
[www.timaru.govt.nz/dogs](http://www.timaru.govt.nz/dogs)

